

52nd

Held jointly
with
THE RENAL
ASSOCIATION
founded 1950



ERA-EDTA CONGRESS LONDON 2015

UNITED KINGDOM
MAY 28TH / 31ST

Leading European Nephrology

Advanced Programme

www.era-edta2015.org

ERA-EDTA Council.....	Page 1
Invitation	Page 3
Scientific Committee.....	Page 4
Important Addresses.....	Page 5
Congress Timetable	Page 7
Scientific Programme.....	Page 8
Congress Information.....	Page 18
Congress Membership Rules.....	Page 19
Frequently Asked Questions about Registrations	Page 22
One World.....	Page 24
Welcome to London	Page 25
Passport and Visa Information.....	Page 26
Hotel Accommodation.....	Page 27
London Maps.....	Page 28
Hotel List.....	Page 30
Important Deadlines.....	Page 32
Next ERA-EDTA Congresses	Page 33
ERA-EDTA for You	Page 34
The Renal Association	Page 36



President

Andrzej Wiecek, *Poland*

Secretary-Treasurer

Jonathan G. Fox, *United Kingdom*

Chairperson of the Administrative Offices

Markus Ketteler, *Germany*

Editor-in-Chief

of "Nephrology Dialysis Transplantation"

Carmine Zoccali, *Italy*

Chairperson of the Registry

Christoph Wanner, *Germany*

Ordinary Council Members

Angel Argiles Ciscart, *France*

Pieter Evenepoel, *Belgium*

Denis Fouque, *France*

(Chairperson of the Paper Selection Committee)

Loreto Gesualdo, *Italy*

Michel Jadoul, *Belgium*

Gert Mayer, *Austria*

Alberto Ortiz, *Spain*

Mehmet Sukru Sever, *Turkey*


Congress Presidents (London, United Kingdom)

David Goldsmith, *United Kingdom*

Andrzej Wiecek, *Poland*



Leading European Nephrology





Leading European Nephrology

Invitation

Dear Colleagues and Friends,

It is our great pleasure and privilege to invite you to London in May 2015 to take part in the 52nd congress of ERA-EDTA. The Society is planning a meeting of outstanding scientific interest and quality in the world-famous city of London.

The Congress is being held in partnership with the UK Renal Association and other international Societies and the Scientific Programme will benefit greatly from their contribution and collaboration.

The meeting will be held in the ExCeL Congress Centre to the East of London, not far from London City Airport, the Olympic Site and Canary Wharf. Hotels will be available locally and mostly within 20 minutes walking distance from the Congress Centre.

The scientific programme has been meticulously prepared and organised by the Scientific Committee. As ever, it will allow for major coverage of the main clinical areas of interest for practicing nephrologists, and it will also feature cutting-edge scientific discoveries. Translational research has as usual a prominent part in the programme, and special thought and attention has been paid to chronic kidney disease, geriatric nephrology, and other important clinical areas.

There will be an extended CME programme at the day of the welcome ceremony, as usual one of the jewels in the crown of ERA-EDTA Congresses, and within that programme there will be many presentations from the ERA-EDTA working groups. As always, the "late breaking clinical trial" session promises to be exciting and stimulating. The Young Nephrologists' Platform will also be prominent in the Congress programme. As last year, we also plan to continue collaboration with The Lancet.

The theme for the Congress is the River Thames itself. Evocatively once dubbed "Liquid History", the river has seen many of the most famous and memorable people and occasions over the last few centuries. The river wends its careful way from a rural setting right into and across one of the world's most famous and vibrant cities. Ebbing and flowing like our scientific knowledge-base, the river commands respect and admiration in equal measure. We hope that the river can symbolise constancy and change, as we face the implacable often obdurate challenges deriving from both acute and chronic kidney disease with unceasing optimism and vigour.

We are all really hoping you will find the city welcoming, the programme exciting, the company stimulating and the experience enriching.

We look forward very much to welcoming you to London in May 2015 for the 52nd ERA-EDTA Congress

Andrzej Wiecek

ERA-EDTA President

David Goldsmith

52nd Congress President

Ziad Massy

Chair of the Scientific Committee

CONGRESS PRESIDENTS

David Goldsmith, *United Kingdom*
Andrzej Wiecek, *Poland*

SCIENTIFIC COMMITTEE

Chair: Ziad Massy, *France*

Daniel Abramowicz, *Belgium*
Adrian Covic, *Romania*
Mario Cozzolino, *Italy*
Benjamin Dekel, *Israel*
Olivier Devuyst, *Switzerland*
Danilo Fliser, *Germany*
Denis Fouque, *France*
Luc Frimat, *France*
Colin Geddes, *United Kingdom*
Loreto Gesualdo, *Italy*
David Goldsmith, *United Kingdom*
Bruce Hendry, *United Kingdom*
Raymond Krediet, *The Netherlands*
Bengt Lindholm, *Sweden*
Heini Murer, *Switzerland*
Alberto Ortiz, *Spain*
Moin Saleem, *United Kingdom*
Mehmet Sukru Sever, *Turkey*
Vladimir Tesar, *Czech Republic*
Raymond Vanholder, *Belgium*
Bruno Watschinger, *Austria*
David Wheeler, *United Kingdom*
Andrzej Wiecek, *Poland*



Important Addresses

Leading European Nephrology

SCIENTIFIC PROGRAMME

Congress Presidents

David Goldsmith
Renal and Transplantation Department
6th Floor, Borough Wing
Guy's Hospital
Great Maze Pond
London SE1 9RT
United Kingdom
Fax: +44 (0) 2071885646
E-mail: david.goldsmith@gstt.nhs.uk

Andrzej Wiecek
Department of Nephrology, Endocrinology
and Metabolic Diseases
Medical University of Silesia
Francuska 20-24
40-027 Katowice
Poland
Fax: +48-32-2553726
E-mail: awiecek.president@era-edta.org

Chair of the Scientific Committee

Ziad A. Massy
Division of Nephrology
Ambroise Paré Hospital
Paris-Ile-de-France-Ouest University (UVSQ)
9 avenue Charles de Gaulle
92100 Boulogne Billancourt cedex
France
Fax: + 33-1-49095599
E-mail: ziad.massy@apr.aphp.fr

CONGRESS SECRETARIAT

ERA-EDTA Congress Office

Via Spolverini 2
I-43126 Parma Italy
Phone: +39-0521-989078
Fax: +39-0521-959242
E-mail: secretariat@era-edta.org

Registrations

E-mail: registrations@era-edta.org

Exhibition and Sponsorship Sales Contact

Mr. Paolo Zavalloni
ERA-EDTA Congress Office
E-mail: zavalloni@era-edta.org

ERA-EDTA Membership Office

Via Spolverini, 2
43126 Parma
Italy
Phone: +39-0521-989078
Fax: +39-0521-959242
E-mail: membership@era-edta.org

Destination Management Company

Congrex Travel AG
Peter Merian-Strasse 80
4002 Basel
Switzerland
Phone: +41 61 690 94 11
Fax: +41 61 690 94 14
E-mail: era-edta.hotel@congrex-switzerland.com





Leading European Nephrology





Fluid and electrolytes, tubular transport, physiology
Hereditary disorders, development, pregnancy, paediatric nephrology
Glomerular diseases and general clinical nephrology
Acute kidney injury and intensive care nephrology
CKD - epidemiology, prevention, progression, pathophysiology, aging
Hypertension, diabetes, vascular disease
End stage renal disease, dialysis, PD
Transplantation

Congress Timetable

Leading European Nephrology

THURSDAY, MAY 28th, 2015

9.00-12.15	CME 1 - EURECA-m WG Updates in cardio-renal cross-talks	CME 2 - CKD-MBD WG An update on Mineral and Bone Disorders in CKD	CME 3 - DESCARTES WG Tolerance, minimization, and living donation in 2015	CME 4 - IWG WG Immune mediated renal diseases: news from the ERA-EDTA IWG	CME 5 - EUDIAL WG	CME 6 - DIABESITY WG DIABESITY: Diabetes, Obesity and Renal Disease	CME 7 - EUTox WG Uremic toxicity: the compounds and how to clear them	CME 8 - WGIKD An update on Inherited Kidney Disorders
12.15-13.15	<i>lunch break</i>							
13.15-15.15	CME 9 - EuroPD 1 Basic clinical CME	CME 10 - Rheumatology for nephrologists	CME 11 - ERBP	CME 12 - Cross-talk in Renal Epidemiology 13.15 - 16.15	CME 13 - NUTRITION WG Do renal diseases need a Nutrition working group?	CME 14 - Perspectives on renal stone disease: a 360° appraisal - A series of case-based presentations on renal stone disease	CME 15 - Exercise as medicine in CKD	
15.15-15.30	<i>break</i>							
15.30-17.30	CME 16 - EuroPD 2 Advanced level clinical CME	CME 17 - Current questions in clinical practice regarding AKI	CME 18 - The Lancet workshop		CME 19 - Imaging in nephrology	CME 20 - Genetics and kidney disease for the beginners		
18.00 - 19.30 Welcome Ceremony			Exhibition			19.30 - 21.00 Welcome Reception		

FRIDAY, MAY 29th, 2015

08.00-09.30	S 1 - Mechanisms and effects of renal remodelling and ageing	S 2 - Obesity and the kidney	S 3 - Everyday questions from the glomerulonephritis clinic	S 4 - ERA-EDTA Registry	S 5 - AKI: general concepts / definition / validation / implementation	FC 1	FC 2	MC 1 - Translation of physiology to the clinic
09.30-10.45	<i>Poster session, coffee break and exhibition visit</i>							
10.45-11.30	PL 1 - Longevity and metabolism							
11.30-11.45	<i>Coffee break and exhibition visit</i>							
11.45-13.15	S 6 - LBCT	S 7 - CKD-MBD: update 2015	S 8 - New aspects of podocyte diseases/podocyte stress (in collaboration with the RPS Society)	S 9 - How to avoid / treat AKI: What do we know? What do we hope?	FC 3	FC 4	FC 5	S 10 - NDT
13.15-15.15	<i>Industry Symposia</i>							
15.15-16.45	S 11 - Age dependent problems in transplantation	S 12 - The Lancet 1	S 13 - Diabetes, blood pressure and kidney disease	S 14 - ERA-EDTA & ESH (European Society of Hypertension)	F 6	FC 7	FC 8	FC 9
16.45-17.00	<i>Coffee break and exhibition visit</i>							
17.00-18.30	S 15 - ASN Highlights	S 16 - Aging kidney	S 17 - Dialysis in the elderly	S 18 - Storage and traffic disorders	S 19 - SYSKID	FC 10	FC 11	FC 12

SATURDAY, MAY 30th, 2015

08.00-09.30	S 20 - HLA and non-HLA Antibodies – Avoid them or treat them?	S 21 - ADPKD	S 22 - B-cell targeted treatment in glomerular disease	S 23 - Vascular calcification: what's new?	S 24 DOPPS	FC 13	FC 14	MC 2 - Basic science translated from and to PD
09.30-10.45	<i>Poster session, coffee break and exhibition visit</i>							
10.45-11.30	PL 2 - Transplantation: the past, present and the future							
11.30-11.45	<i>Coffee break and exhibition visit</i>							
11.45-13.15	S 25 - Uremic toxicities	S 26 - The Lancet 2	S 27 - Biomarkers	S 28 - ISN Session: addressing the global unmet needs for AKI	S 29 - Young Nephrologists' Platform (YNP)	FC 15	FC 16	FC 17
13.15-15.15	<i>Industry Symposia</i>							
15.15-16.45	S 30 - IgA nephropathy	S 31 - Patient satisfaction	S 32 - Haemolytic Uremic Syndrome - a complement disorder	S 33 - ERA-EDTA & CSN (Chinese Society of Nephrology)	S 34 - Lipoproteins in CKD revisited	FC 18	FC 19	FC 20
16.45-17.00	<i>Coffee break and exhibition visit</i>							
17.00-18.30	S 35 - New insights into phosphate handling by kidney, bone and vasculature	S 36 - Hypercoagulability in ESRD: Myth or reality?	S 37 - ERA-EDTA & JSN (Japanese Society of Nephrology)	S 38 - Viruses: transplantation in the light of new treatment options	FC 21	FC 22	FC 23	FC 24

SUNDAY, MAY 31st, 2015

08.00-09.30	S 39 - Novel therapeutic approaches in glomerular diseases	S 40 - Acid-base regulation and the kidney	S 41 - RRT and AKI	S 42 - Disease recurrence – are there new treatment strategies on the horizon?	S 43 ERA-EDTA & ESC (European Society of Cardiology)	FC 25	FC 26	
09.30-09.45	<i>Coffee break and exhibition visit</i>							
09.45-10.30	PL 3 - Stem cells and pluripotency: mechanisms of reprogramming and gene targeting in ES cells and mice							
10.30-10.45	<i>Coffee break and exhibition visit</i>							
10.45-12.15	S 44 - From kidney development to kidney regeneration: deciphering developmental cues to engineer kidneys	S 45 - Vitamin D deficiency in CKD patients	S 46 - Inflammation in CKD and dialysis patients	S 47 - Channels and transporters: new drug targets	FC 27	FC 28	FC 29	
12.15-13.15	<i>Lunch break and industry symposia</i>							
13.15-14.45	S 48 - Renovascular hypertension – when and whom to offer revascularisation?	S 49 - Growth in pediatric kidney disease	S 50 - New osmotic agents	FC 30	FC 31	FC 32	FC 33	
14.45-16.15	S 51 - Proteinuria: therapies beyond renin-angiotensin inhibition	S 52 - Personalised care and dialysis	S 53 - Hot ethical issues in modern nephrology	S 54 - What is new and hot in paediatric nephrology: report of ESPN Working Groups activity	FC 34	FC 35	FC 36	

PLENARY LECTURES

- **Longevity and metabolism**
Johan Auwerx, Lausanne, Switzerland
- **Salt - a health problem?**
Tilman Druke, Amiens, France
- **Stem cells and pluripotency: mechanisms of reprogramming and gene targeting in ES cells and mice**
George Daley, Cambridge, U.S.A.

MASTERCLASSES

In collaboration with **EUROPD**

- **Translation of physiology to the clinic**
 - PD drug dosing and pharmacokinetics in peritoneal dialysis: neglected but important
Jan T. Kielstein, Hannover, Germany
 - Fluid management in PD: where is the fluid?
Jeroen Kooman, Maastricht, The Netherlands
- **Basic science translated from and to PD**
 - What can nephrologists learn from fibrosis research in PD?
Janusz Witowski, Poznan, Poland
 - What can nephrologists learn from inflammation and immunology research in PD?
Donald Fraser, Cardiff, United Kingdom
 - Endothelial glycocalyx: a new target of research in PD and uraemia related cardiovascular disease?
Carmen Vlahu, Amsterdam, The Netherlands

MINI LECTURES

Live imaging of the kidney in health and disease
Andrew Hall, Zurich, Switzerland

New players in mineral homeostasis
René Bindels, Nijmegen, The Netherlands

Angiotensin and tubular salt handling
Laszlo Rosivall, Budapest, Hungary

Renal oxygen sensing and EPO
Kai-Uwe Eckardt, Erlangen, Germany

Insights into uric acid metabolism from GWAS
Anna Koettgen, Freiburg, Germany

Genetic regulation of sodium and potassium transport through WNK kinases
Xavier Jeunemaitre, Paris, France

New insights on calcium disorders
Rajesh V. Thakker, Oxford, United Kingdom

Autosomal dominant polycystic kidney disease: new insights into treatment
Imed Helal, Tunis, Tunisia

The JAK /STAT pathway in renal diseases
Jesus Egido, Madrid, Spain

Vascular and endothelial dysfunction in pre-eclampsia
Kate Bramham, London, United Kingdom

Pulmonary-renal syndrome
Charles Pusey, London, United Kingdom

Peritoneal dialysis in the management of AKI: has it been ignored?
Daniela Ponce, Botucatu, Brazil

Oliguria as a marker of AKI
Wim Van Biesen, Ghent, Belgium

AKI as a side effect of cancer therapy
Sylvie Rottey, Ghent, Belgium

Cross-fertilization between the ERA-EDTA registry and national registries
Benedicte Stengel, Villejuif, France

Where do all these CKD Stage 3 patients disappear and do not progress to CKD 4
Mustafa Arici, Ankara, Turkey

Diabetic nephropathy - from the registry to clinical management
Ivan Rychlik, Prague, Czech Republic

History of the laboratory diagnosis of renal disease
Athanasios Diamandopoulos, Patras, Greece

Immunization against high blood pressure - an update
Tomasz Guzik, Glasgow, United Kingdom

Does renal denervation influence the progression on CKD? Con
Dagmara Hering, Perth, Australia

Does renal denervation influence the progression on CKD? Pro
Peter J. Blankestijn, Utrecht, The Netherlands

Protein-bound uremic toxins stimulate crosstalk between leukocytes and vessel wall
Anneleen Pletinck, Ghent, Belgium

Volume - Na - impedance
Adrian Covic, Iasi, Romania

The relationship between endothelial dysfunction and cardiovascular disease in CKD
Mahmut Ilker Yilmaz, Ankara, Turkey

Sodium intake: what is right for people with CKD
Johannes F.E. Mann, Munich, Germany

State of the art of the wearable artificial kidney
Claudio Ronco, Vicenza, Italy

Klotho is a key player in cardiovascular risk during dialysis
Denis Fouque, Lyon, France

Scientific Programme

Exercise on haemodialysis

Halima Resic, Sarajevo, Bosnia and Herzegovina

Needling strategies and management

Ramon Roca-Tey, Barcelona, Spain

The inflamed uremic phenotype - a mediator of premature aging

Peter Stenvinkel, Stockholm, Sweden

Important trials in transplantation in the last 12 months

Bruno Watschinger, Vienna, Austria

Post transplantation diabetes mellitus – novel pathogenetic factors and therapeutic recommendations

Mads Hornum, Copenhagen, Denmark

SYMPOSIA

Special Symposia

• ERA-EDTA Registry

- Why do girls with end-stage renal disease wait longer for transplantation than boys?

Julien Hogan, La Plaine Saint-Denis, France

- EURODOPPS

Fergus Caskey, Bristol, United Kingdom

- Racial disparities in the access to and outcomes of paediatric RRT

Lidwien Tjaden, Amsterdam, The Netherlands

- Trends in the epidemiology of renal replacement therapy

Maria Pippias, Amsterdam, The Netherlands

- Stage 4 CKD - first results of the EQUAL study

Moniek Van De Luijngaarden, Amsterdam, The Netherlands

• Young Nephrologists' Platform (YNP) - Tomorrow's nephrology presented by the nephrologists of tomorrow

- Overview on past and future initiatives of the YNP

Miklos Z. Molnar, Memphis, U.S.A.

- Innate and adaptive immunity and the kidney: a pathfinder tale

Kathrin Eller, Graz, Austria

- The nephrologist of tomorrow - towards a kidney-omic future?

Francesco Pesce, London, United Kingdom

- Emerging factors for predicting adverse outcomes in kidney transplantation: more pieces to the puzzle?

Maarten Naesens, Leuven, Belgium

• International Practices and Improved Dialysis Outcomes: The DOPPS Program

- The DOPPS program continues to grow - special highlights

Ron Pisoni, Ann Arbor, U.S.A.

- EURODOPPS: First birthday

Kitty Jager, Amsterdam, The Netherlands

- KDopps: Improving outcomes in advanced CKD and the transition to dialysis

Werner Kleophas, Düsseldorf, Germany

- PDOPPS as a unique opportunity for ancillary research: plans for the UK PD catheter study

Martin Wilkie, Sheffield, United Kingdom

- Measuring the patient experience: a useful approach to improve dialysis care?

Hugh Rayner, Birmingham, United Kingdom

Panel Discussion

• SYSKID - Prognosis and therapy of diabetic nephropathy: one size does not fit them all

- The epidemiology of CKD in Europe: implications for healthcare policies

Kitty J. Jager, Amsterdam, The Netherlands

- Clinical utility of risk scores/biomarkers to predict progression and outcome in diabetic nephropathy

Peter Rossing, Gentofte, Denmark

- Linking biomarkers to pathophysiology and treatment response: a systems biology approach

Bernd Mayer, Vienna, Austria

- Enrichment strategies in clinical trials - the road to personalized medicine in nephrology?

Dick De Zeeuw, Groningen, The Netherlands

• NDT Pearls and Polar Views

- Clinical science pearls in Nephrology Dialysis and Transplantation in 2013-2014

Carmine Zoccali, Reggio Calabria, Italy

NDT Polar Views

ABPM for the diagnosis and the monitoring of hypertension in dialysis patients

- ABPM should be systematically applied in dialysis patients

Rajiv Agarwal, Indianapolis, USA

- ABPM should be applied only when really needed to make diagnostic or therapeutic decisions

Alan Jardine, Glasgow, United Kingdom

• ASN Highlights

- Acute Kidney Injury

Ravindra L. Mehta, San Diego, USA

- Hypertension

Aldo Peixoto, New Haven, USA

- General Nephrology/CKD

Michel Chonchol, Denver, USA

• ISN Session: addressing the global unmet needs for AKI

- Introduction: ISN AKI Oby25: a human rights case for nephrologists

Giuseppe Remuzzi, Bergamo, Italy

- The burden of AKI throughout the world: existing data

Norbert Lameire, Ghent, Belgium

- The Global Snapshot: results of a groundbreaking study on AKI

Ravindra L. Mehta, San Diego, USA

- Strategies to avoid preventable deaths from AKI in low/middle income countries

Andrew Lewington, Leeds, United Kingdom

• **What is new and hot in paediatric nephrology: report of ESPN Working Groups activity**

- Adults and children with renal diseases: a common working area for ESPN and ERA-EDTA

Rosanna Coppo, Turin, Italy

- CKD mineral and bone disorder WG

Dieter Haffner, Hannover, Germany

- ESPN WG CAKUT/UTI/Bladder dysfunction: news and activities

Stefanie Weber, Essen, Germany

- Idiopathic nephrotic syndrome WG

Georges Deschenes, Paris, France

• **ERA-EDTA & ESH (European Society of Hypertension) Joint Symposium**

- Multidisciplinary approach of adherence in hypertensive renal patients

Michel Burnier, Lausanne, Switzerland

- Ambulatory blood pressure monitoring – the neglected child in nephrology

Josep Redon, Valencia, Spain

- Bioimpedance-derived volume assessment for all hypertensives

David Goldsmith, London, United Kingdom

- Aldosterone blockade vs. dual renin-angiotensin blockade in patients with resistant hypertension

Speaker to be confirmed

• **ERA-EDTA & ESC (European Society of Cardiology) Joint Symposium**

Valvular heart disease in renal failure patients

- Natural history of aortic stenosis in renal insufficiency patients

Raphael Rosenhek, Vienna, Austria

- TAVI procedure in renal insufficiency patients

Speaker to be confirmed

- Valvular calcification in CKD patients

Antonio Bellasi, Como, Italy

- The problem of anticoagulation in CKD patients with valvular disease

Jürgen Floege, Aachen, Germany

• **ERA-EDTA & JSN (Japanese Society of Nephrology) Joint Symposium**

- Past, present, future: continuous challenge against kidney disease

Seiichi Matsuo, Nagoya, Japan

- Development of novel drugs targeting CKD: hypoxia, oxidative stress, and epigenetic

Masaomi Nangaku, Tokyo, Japan

- Treatment practice in patients with CKD: results from the GCKD study

Kai-Uwe Eckardt, Erlangen, Germany

- CKJ - translational research

Alberto Ortiz, Madrid, Spain

• **ERA-EDTA & CSN (Chinese Society of Nephrology) Joint Symposium**

- Diabetic nephropathy: a growing challenge in China

Chuan Ming Hao, Shanghai, China

- Diabetic nephropathy in Europe

Carl-Erik Mogensen, Aarhus, Denmark

- Management of amyloidosis in China

Xiang Hua Huang, Nanjing, China

- Amyloidosis in Europe

Speaker to be confirmed

• **Hot ethical issues in modern nephrology**

- When to stop or not to stop renal replacement: do ethic rules offer guidance?

- Ethical dilemmas in living kidney donation (psychical pressure; bribery)

- How chronic kidney diseases differ from other chronic diseases from ethical point of view?

- Ethics and economics of rare diseases

Late Breaking Clinical Trials

The Lancet

UK Best Abstracts

UK Renal Scientist Award

Scientific Programme

Track 1

Fluid and electrolytes, tubular transport, physiology

- **Acid-base regulation and the kidney**
 - Alkali therapy to slow down progression of CKD
Thomas H. Hostetter, Cleveland, U.S.A.
 - New insights into acid-base regulation and the kidney
Dominique Eladari, Paris, France
 - Pathophysiology and clinical diagnosis of distal renal tubular acidosis
Robert Unwin, London, United Kingdom
 - The genetics of acid-base disorders
Fiona Karet, Cambridge, United Kingdom

- **New insights into phosphate handling by kidney, bone and vasculature**
 - Renal handling of phosphate
Carsten Wagner, Zurich, Switzerland
 - FGF23 regulation in bone and kidney
Klaus Olgaard, Copenhagen, Denmark
 - Bone and vasculature crosstalk in health and disease
Gérard London, Fleury-Merogis, France
 - The role of FGF23 and Klotho in CKD
Justine Bacchetta, Bron, France

- **Channels and transporters: new drug targets**
 - Inhibition of SGLT glucose transporters
Volker Vallon, San Diego, U.S.A.
 - Calcium-sensing and regulation of tubular transport
Pascal Houillier, Paris, France
 - Targeting the vasopressin-aquaporin axis
Peter Deen, Nijmegen, The Netherlands
 - Targeting the water channel AQP1
Olivier Devuyst, Zurich, Switzerland

- **Mechanisms and effects of renal remodelling and ageing**
 - Glomerular epithelial cells in ageing and disease
Marcus J. Moeller, Aachen, Germany
 - Ion transport and epithelial remodelling in the renal distal tubule
Johannes Loffing, Zurich, Switzerland
 - The renin-angiotensin-aldosterone system and the ageing kidney
Ariela Benigni, Bergamo, Italy
 - Epithelial-mesenchymal transition (EMT) in kidney fibrosis: fact or fantasy?
Alberto Ortiz, Madrid, Spain

Track 2

Hereditary disorders, development, pregnancy, paediatric nephrology

- **Storage and traffic disorders**
 - Overview of renal storage disorders
Luca Rampoldi, Milan, Italy
 - Cystinosis
William Van't Hoff, London, United Kingdom
 - New insights into lysosomal storage disorders
Carmine Settembre, Naples, Italy
 - Renal Fanconi syndromes
Robert Kleita, London, United Kingdom

- **ADPKD**
 - ADPKD: emerging mechanisms in disease pathogenesis
Albert Ong, Sheffield, United Kingdom
 - ADPKD: clinical studies in China
Chang Lin Mei, Shanghai, P.R. China
 - ADPKD: the HALT studies
Arlene B. Chapman, Atlanta, U.S.A.
 - Genetic testing in ADPKD: assessing clinical utility
Richard N. Sandford, Cambridge, United Kingdom

- **From kidney development to kidney regeneration: deciphering developmental cues to engineer kidneys**
 - From human pluripotent stem cells to early nephron
Kenji Osafune, Kyoto, Japan
 - From pluripotent stem cells to early collecting system
Juan Carlos Izpisua Belmonte, La Jolla, U.S.A.
 - Utilization of human nephron stem cells to repair broken kidneys
Benjamin Dekel, Ramat Gan, Israel
 - Renal progenitor cells: a strategy for kidney regeneration
Paola Romagnani, Florence, Italy

- **Growth in pediatric kidney disease**
 - Clinical and epidemiological aspects
George S. Reusz, Budapest, Hungary
 - Growth as the best clinical endpoint to assess CKD-MBD in children?
Justine Bacchetta, Bron, France
 - Bone and growth biomarkers in 2015
Dieter Haffner, Hannover, Germany
 - Growth hormone therapy after two decades of practice
Lesley Rees, London, United Kingdom

- **Haemolytic Uremic Syndrome - a complement disorder**
 - The role of complement in endothelial activation
Anna Richards, Stevenage, United Kingdom
 - Atypical HUS
- genetics and treatment
Tim Goodship, Newcastle Upon Tyne, United Kingdom
 - The glomerular response to shigatoxin in the pathogenesis of D+ HU
Moin Saleem, Bristol, United Kingdom
 - From mutations in complement genes to clinical use of eculizumab
Véronique Frémeaux-Bacchi, Paris, France

Track 3

Glomerular diseases and general clinical nephrology

- **B-cell targeted treatment in glomerular disease**
 - B-cell targeting in ANCA-associated vasculitis
David Jayne, Cambridge, United Kingdom
 - B cell targetting in lupus nephritis
Liz Lightstone, London, United Kingdom
 - B cell targeting in membranous nephropathy
Piero Ruggenti, Bergamo, Italy
 - B cell targeting in minimal change disease and FSGS
Annette Bruchfeld, Stockholm, Sweden
- **IgA nephropathy**
 - Genetics studies of IgAN reveal links to mucosal pathogens
Ali G. Gharavi, New York, U.S.A.
 - Modifiable and unmodifiable risk factors for progression of IgA nephropathy
Rosanna Coppo, Turin, Italy
 - The role of micro-RNA in IgA nephropathy
Francesco Paolo Schena, Bari, Italy
 - Formation of IgA deposits in Berger's disease: what we learned from animal models
Renato Monteiro, Paris, France
- **Everyday questions from the glomerulonephritis clinic**
 - Managing thrombotic risk in nephrotic syndrome
Vladimir Tesar, Prague, Czech Republic
 - Approach to the patient with HIV infection referred with proteinuria
Jeremy Levy, London, United Kingdom
 - Which patients with IgA nephropathy benefit from immunotherapy?
Jürgen Floege, Aachen, Germany
 - Which patients with diabetes and proteinuria need renal biopsy?
Loreto Gesualdo, Bari, Italy
- **Novel therapeutic approaches in glomerular diseases**
 - Biomarker-guided personalized treatment of proteinuria
Peter Mundel, Boston, U.S.A.
 - Complement targeted therapies in glomerular diseases
Giuseppe Remuzzi, Bergamo, Italy
 - Current management of lupus nephritis
Frédéric A. Houssiau, Brussels, Belgium
 - IL-17 as a therapeutic target in crescentic glomerulonephritis
Ulf Panzer, Hamburg, Germany
- **New aspects of podocyte diseases/podocyte stress**
 - The challenge and response of podocytes to glomerular hypertension
Nicole Endlich, Greifswald, Germany
 - The role of mechanical forces in podocyte injury
Wilhelm Kriz, Mannheim, Germany
 - Ischemic injury of podocyte as a cause of collapsing glomerulopathy
Surya V. Seshan, New York, U.S.A.
 - Molecular and genetic basis of inherited nephrotic syndrome
Maddalena Gigante, Foggia, Italy



Track 4

Acute kidney injury and intensive care nephrology

- **AKI: general concepts / definition / validation / implementation**
 - The health economic burden of AKI
Donal O'Donoghue, Salford, United Kingdom
 - AKI detection and early intervention: the role of e-alerts
Mark Devonald, Nottingham, United Kingdom
 - AKI: a true risk or predictor of CKD?
Paul Stevens, Canterbury, United Kingdom
 - Novel treatments in AKI
Andrew Lewington, Leeds, United Kingdom
- **How to avoid / treat AKI: What do we know? What do we hope?**
 - Prevention of AKI, which fluid?
Donal Reddan, Galway, Ireland
 - Are there differences in the prevention of AKI between younger and older individuals?
Norbert H. Lameire, Ghent, Belgium
 - Mechanisms of repair after acute kidney injury
Joseph V. Bonventre, Boston, U.S.A.
- **Biomarkers**
 - Uremic toxin profile in AKI versus CKD: any therapeutic implications?
Raymond Vanholder, Ghent, Belgium
 - NGAL vs KIM-1 vs other biomarkers
Orfeas Liangos, Coburg, Germany
 - The use of biomarkers in septic AKI
Jill Vanmassenhove, Ghent, Belgium
- **RRT and AKI**
 - Intermittent haemodialysis and isolated ultrafiltration
Christophe Vinsonneau, Melun, France
 - Renal replacement therapy in the emerging world
Valerie A. Luyckx, Zurich, Switzerland
 - Individualizing hemodialysate in various types of AKI
Francesco Locatelli, Lecco, Italy
 - Should indications be uniform to start RRT in all types of AKI?
Mehmet Sukru Sever, Istanbul, Turkey



Scientific Programme

Track 5

CKD - epidemiology, prevention, progression, pathophysiology, aging

- **Patient satisfaction**
 - Patient satisfaction: why and how measure it in dialysis patient?
Serge Briançon, Nancy, France
 - An overview of instruments to measure satisfaction with care in patients on renal replacement therapy
Sabine Van Der Veer, Manchester, United Kingdom
 - How to implement patient satisfaction in practice patterns evaluation?
Luc Frimat, Nancy, France
 - Is patient satisfaction a concept that is acceptable in a developing country?
Fayçal Jarraya, Sfax, Tunisia
- **Aging kidney**
 - Is there a link between foetal programming and the aging kidney?
Kerstin Amann, Erlangen, Germany
 - Estimating GFR in the elderly in 2014
Christophe Mariat, Saint-Etienne, France
 - Age and association of kidney measures with mortality and end-stage kidney disease
Stein I. Hallan, San Diego, U.S.A.
 - Impact of socioeconomic conditions on elderly CKD
Andrzej Wiecek, Katowice, Poland
- **Proteinuria: therapies beyond renin-angiotensin inhibition**
 - Endothelin Receptor Antagonists to lower proteinuria: looking beyond RAAS intervention
Hiddo J Lambers Heerspink, Groningen, The Netherlands
 - Can we heal the actin cytoskeleton?
Mario Schiffer, Hannover, Germany
 - T-type calcium channel inhibitors and proteinuria: a potential renal therapy
Bruce Hendry, London, United Kingdom
 - Insulin and podocytes
Richard Coward, Bristol, United Kingdom
- **Uremic toxicities**
 - Uremic toxins and cardiovascular outcomes
Roberto Pecoits-Filho, Curitiba, Brazil
 - Uremic toxins and renal outcomes
Griet Glorieux, Ghent, Belgium
 - Uremic toxins and neurological outcomes
Jean-Marc Chillon, Amiens, France
 - Uremic toxins and gut
Pieter Evenepoel, Leuven, Belgium

Track 6

Hypertension, diabetes, vascular disease

- **Diabetes, blood pressure and kidney disease**
 - Emerging molecular footprints of diabetic kidney injury
Tobias Huber, Freiburg, Germany
 - Divergent pathophysiology/clinical course of nephropathy in type 1 and type 2 diabetes
Paola Fioretto, Padua, Italy
 - Albuminuria in diabetic patients: prognosis and management
Michel Jadoul, Brussels, Belgium
 - New treatment options to retard progression in CKD patients with diabetes
Luigi Gnudi, London, United Kingdom
- **Lipoproteins in CKD revisited**
 - Dyslipidaemia in CKD: a risk factor for CV disease and CKD progression?
David Wheeler, London, United Kingdom
 - Current guidelines and treatment strategies for dyslipidemia in CKD
Christoph Wanner, Würzburg, Germany
 - Modifications of HDL in chronic kidney disease and their clinical relevance
Marcus Saemann, Vienna, Austria
 - Lipoproteins, immune system and vascular disease in CKD
Thimoteus Speer, Homburg/Saar, Germany
- **Renovascular hypertension – when and whom to offer revascularisation?**
 - Current diagnostic algorithms in patients with renal artery stenosis
Andrzej Januszewicz, Warsaw, Poland
 - Life after ASTRAL and CORAL: where do we go now with renal revascularization for atherosclerotic renal artery stenosis?
Philip A. Kalra, Salford, United Kingdom
 - Fibromuscular dysplasia - current epidemiology and treatment
Pierre-François Plouin, Paris, France
 - Cardiovascular complications in patients with renovascular hypertension
Roland E. Schmieder, Erlangen, Germany
- **Obesity and the kidney**
 - ORG (Obesity Related Glomerulopathy) - does it exist?
Esteban Porrini, La Laguna, Spain
 - State of the art in weight management
Hermann Toplak, Graz, Austria
 - Obesity-associated arterial hypertension
Jens Jordan, Hanover, Germany
 - Renoprotection in obese patient
Francesca Mallamaci, Reggio Calabria, Italy
- **Vitamin D deficiency in CKD patients**
 - Epidemiology of hypovitaminosis D in CKD patients
Michal Nowicki, Lodz, Poland
 - Hypovitaminosis D and cardiovascular disease in CKD
Markus Ketteler, Coburg, Germany
 - Vitamin D, FGF 23 and Klotho - an important triangle in CKD patients
Danilo Fliser, Homburg/Saar, Germany
 - Treatment with vitamin D – to whom, what and when?
David Goldsmith, London, United Kingdom

Track 7

End stage renal disease, dialysis, peritoneal dialysis

- **CKD-MBD: update 2015**
 - New biomarkers in CKD-MBD
Marc Vervloet, Amsterdam, The Netherlands
 - The calcium-phosphate product and FGF23
Pablo Antonio Ureña Torres, Saint-Ouen, France
 - Phosphate binders: which next?
Tilman Druke, Amiens, France
 - Which Vitamin D in dialysis patients?
Mario Cozzolino, Milan, Italy
- **Vascular calcification: what's new?**
 - Mechanisms of vascular calcification in CKD-evidence for premature ageing?
Ziad Massy, Paris, France
 - The vitamin D system and the vasculature
Sandro Mazzaferro, Rome, Italy
 - Should we check for VC in all CKD patients?
Jordi Bover, Barcelona, Spain
 - Vitamin K: key vitamin in controlling vascular calcification in chronic kidney disease
Vincent Brandenburg, Aachen, Germany
- **Hypercoagulability in ESRD: Myth or reality?**
 - Underlying causes
Jolanta Malyszko, Bialystok, Poland
 - Risk groups and anticoagulation
Jens Lutz, Mainz, Germany
 - Pulmonary embolism in chronic kidney disease: a lethal but overlooked disease
Gürbey Ocak, Utrecht, The Netherlands
 - Vascular access in patients with hypercoagulability
Andrew Davenport, London, United Kingdom
- **Inflammation in CKD and dialysis patients**
 - Monitoring inflammation in patients on dialysis: why, how, and what else?
Christian Combe, Bordeaux, France
 - Uremic toxins, inflammation and perturbation of glucose metabolism
Laetitia Koppe, Montreal, Canada
 - Any relationship between systemic and peritoneal inflammation?
Sylvie Opatrná, Pilsen, Czech Republic
 - Is EMT of the mesothelium related to an inherent or acquired fast peritoneal transport status and ultrafiltration failure?
Rafael Selgas, Madrid, Spain
- **Dialysis in the elderly**
 - End-of-life and palliative care in the dialysis setting
Ken Farrington, Stevenage, United Kingdom
 - Assessing functional status
Eva Topinkova, Prague, Czech Republic
 - Nutritional characteristics in the elderly dialysis patients
Daniel Teta, Lausanne, Switzerland
 - The best peritoneal dialysis program for elderly patients
Olof Heimbürger, Stockholm, Sweden

- **New osmotic agents**

- Carnitine
Mario Bonomini, Chieti, Italy
- GLAD
Raymond T. Krediet, Amsterdam, The Netherlands
- Hyperbranched polyglycerol
Asher Mendelson, London, Canada
- Glucose polymers
John Leypoldt, Deerfield, U.S.A.

- **Personalised care and dialysis**

- Extended-hours hemodialysis: benefits and barriers
Charles Chazot, Sainte Foy Les Lyon, France
- Is thrice weekly dialysis adequate for all ESRD patients?
Ercan Ok, Izmir, Turkey
- Conservative treatment
Fergus Caskey, Bristol, United Kingdom
- Management of advanced CKD in the elderly
Steven J. Rosansky, Columbia, U.S.A.

Track 8

Transplantation

- **HLA and non-HLA Antibodies - Avoid them or treat them?**
 - Non-HLA Antibodies - ready to enter the clinic arena?
Magali Giral, Nantes, France
 - What is the best HLA-desensitisation protocol with regard to long term outcomes?
Ondrej Viklicky, Prague, Czech Republic
 - Post-transplant DSA – ignore, follow, treat?
Thomas Fehr, Zurich, Switzerland
 - Kidney exchange and domino-paired transplantation
Willem Weimar, Rotterdam, The Netherlands
- **Viruses: transplantation in the light of new treatment options**
 - Management of kidney transplant patient with chronic hepatitis C infection
Petar Kes, Zagreb, Croatia
 - HBV and kidney transplant patients
Fabrizio Fabrizi, Milan, Italy
 - Treatment of HEV infection after transplantation
Nassim Kamar, Toulouse, France
 - Update on vaccines for transplant candidates and recipients
Martina Sester, Homburg/Saar, Germany
- **Age dependent problems in transplantation**
 - Organ age and immune responses
Marian Klinger, Wroclaw, Poland
 - Transplantation in old recipients: what are the challenges?
Julio Pascual, Barcelona, Spain
 - Psycho-social problems and adherence in adolescent kidney transplant recipients
Istvan Mucsi, Toronto, Canada
- **Disease recurrence – are there new treatment strategies on the horizon?**
 - Recurrence of atypical HUS, TMA post renal transplantation
Moglie Donnette-Le Quintrec, Paris, France
 - Recurrent Focal Glomerulosclerosis
Paolo Cravedi, New York, U.S.A.
 - Kidney transplantation in primary hyperoxaluria type 1
Pierre Cochat, Bron, France

Scientific Programme

CME COURSES

- **EURECA-m Working Group**
Updates in cardiorenal cross-talks
Hypertension, leukocytes and vascular disease
 - Carotid barostimulation in resistant hypertension
Patrick Rossignol, Vandoeuvre-Les-Nancy, France
 - Cross talk between leukocytes and vessel wall as a source of vascular damage in uremia
Raymond Vanholder, Ghent, Belgium
 - A new auto-immune disease: hypertension
Mehmet Kanbay, Istanbul, Turkey**CKD-MBD, adipokines and vascular disease**
 - FGF-23: innocent bystander or causative factor in CKD-associated cardiovascular disease?
Gunnar Heine, Homburg/Saar, Germany
 - The bone-vascular cross-talk and CKD progression: FGF23 and ADMA interaction
Carmine Zoccali, Reggio Calabria, Italy
 - Role of adipokines in cardiovascular complications in CKD patients – new evidence
Andrzej J. Wiecek, Katowice, Poland

- **CKD-MBD Working Group**
An update on Mineral and Bone Disorders in CKD
 - Introduction
Mario Cozzolino, Milan, Italy**First session**
 - Evolving insights into the regulation of FGF23 and Klotho
Marc Vervloet, Amsterdam, The Netherlands
 - New biomarkers in CKD-MBD
Sandro Mazzaferro, Rome, Italy
 - Calciphylaxis - the power of the dark calcification side
Vincent Brandenburg, Aachen, Germany**Second session**
 - CaSR in CKD
Ziad Massy, Paris, France
 - To D or not to D in CKD - is VD treatment unavoidable?
David Goldsmith, London, United Kingdom**Third session**
 - Adynamic Bone Disease: from bone to disease
Jordi Bover, Barcelona, Spain
 - Indications of bone biopsy in CKD
Pablo Antonio Ureña Torres, Saint-Ouen, France
 - Closing remarks
Mario Cozzolino, Milan, Italy

- **DESCARTES Working Group**
Tolerance, minimization, and living donation in 2015
The race between tolerance and minimization strategies
 - The genetic determinants of acute rejection
Marc Abramowicz, Brussels, Belgium
 - The genetic determinants of tolerance
Speaker to be confirmed
 - To what extent can CNI be minimized?
Klemens Budde, Berlin, Germany
 - Who needs anti-lymphocyte induction therapy in 2015?
Daniel Abramowicz, Antwerp, Belgium**Hurdles of living-donor kidney transplantation**
 - What is the risk of dialysis or death after living donation?
Umberto Maggiore, Parma, Italy
 - The long road to living donor selection
Søren Schwartz Sørensen, Copenhagen, Denmark
 - The long road to recipient wait-listing
Speaker to be confirmed
 - Living kidney donation: future studies
Geir Mjøen, Oslo, Norway

- **Immunonephrology Working Group (IWG)**
Immune mediated renal diseases: news from the ERA-EDTA IWG
Autoantibodies for diagnosis and prognosis of glomerular diseases
 - Anti-PLA2R antibodies in membranous nephropathy
Elion Hoxha, Hamburg, Germany
 - New and old auto antibodies in Lupus Nephritis
Vladimir Tesar, Prague, Czech Republic
 - ANCA in vasculitis new perspectives
Mårten Segelmark, Linköping, Sweden
 - Anti-complement antibodies in MPGN/C3 nephropathy
Marina Noris, Bergamo, Italy**Clinical endpoints for clinical trials: toward a position paper**
 - IgA Nephropathy in the young
Rosanna Coppo, Turin, Italy
 - IgA Nephropathy in the adult
Jürgen Floege, Aachen, Germany
 - Lupus Nephritis
David Jayne, Cambridge, United Kingdom
 - Membranous nephropathy
Jack F.M. Wetzels, Nijmegen, The Netherlands

- **EUDIAL Working Group**
The rationale for high volume haemodiafiltration
 - Why do we need convective clearance and different treatment options
Speaker to be confirmed
 - High volume haemodiafiltration in clinical practice
Muriel P. Grooteman, Amsterdam, The Netherlands
 - Clinical outcomes with HDF
*Speaker to be confirmed***Providing high volume haemodiafiltration in clinical practice**
 - Maintaining water quality for HDF - how much testing is required?
Elizabeth Lindley, Leeds, United Kingdom
 - Why should higher volume HDF improve patient survival?
Francesco Locatelli, Lecco, Italy
 - Is HDF a more expensive treatment compared to other modalities?
Antonio Santoro, Bologna, Italy
- **DIABESITY Working Group**
DIABESITY: Diabetes, Obesity and Renal Disease
 - Connection between obesity, type 2 diabetes and renal disease
Bjørn Richelsen, Aarhus, Denmark
 - Obesity: a risk factor for renal disease, evidence from clinical studies
Manuel Praga, Madrid, Spain
 - Diabetes, obesity and renal disease: lessons from recent clinical trials
Speaker to be confirmed
 - The role of carnitine metabolism in CKD in patients with type-2 diabetes
Speaker to be confirmed
 - New markers of renal disease in obesity and diabetes
Radovan Hojs, Maribor, Slovenia
 - Regression of renal lesions in diabetic and non diabetic renal diseases
Giuseppe Remuzzi, Bergamo, Italy
- **EUTox Working group**
Uremic toxicity: the compounds and how to clear them
Part I
 - Redefining uremic retention solutes and uremic toxins: a novel conceptual framework with therapeutic implications
Speaker to be confirmed
 - Aryl hydrocarbon receptor, a new signaling pathway activated by uremia
Stéphane Burtey, Marseille, France
 - Endothelial microparticles and vascular calcification
J. Mariano Rodriguez, Cordoba, Spain*Part II*
 - Dialysis procedures and artificial toxicity in uraemic patients
Bernd Stegmayr, Umea, Sweden
 - Enhancing dialysis efficacy: dissociating protein-bound uremic retention solutes to increase clearance
Speaker to be confirmed
 - Enhancing dialysis efficacy: modifying pore size and physics to increase removal
Speaker to be confirmed
- **Working Group on Inherited Kidney Disorders (WGKD)**
An update on Inherited Kidney Disorders
 - Genetic diseases of tubular potassium transport
Detlef Bockenhauer, London, United Kingdom
 - Autosomal Dominant Tubulointerstitial Kidney Disease
Olivier Devuyst, Zurich, Switzerland
 - Clinical trials in ADPKD: where we are and where we go from here
Ron T. Gansevoort, Groningen, The Netherlands
 - Complement-mediated glomerular injury: lessons from animal models
Katherine Vernon, London, United Kingdom
 - Steroid resistant nephrotic syndrome: lessons from the Podonet registry
Franz Schaefer, Heidelberg, Germany
 - Proteomic and metabolomics analyses in kidney diseases
Robert Unwin, London, United Kingdom
- **Nutrition Working Group**
Do renal diseases need a Nutrition Working Group?
 - Nutritional disorders: also after kidney transplantation
Pieter M. Ter Wee, Amsterdam, The Netherlands
 - Practical screening and assessment of nutritional status in CKD: what, when and by whom?
Lina Johansson, London, United Kingdom
 - The conundrum of salt and protein intake in renal progression
Vincenzo Bellizzi, Salerno, Italy
 - Controlling metabolic acidosis with a healthy diet in CKD patients: feasible?
Philippe Chauveau, Gradignan, France
- **EuroPD Working Group**
Basic clinical CME
 - Physiology and pathophysiology of peritoneal membrane transport
Anabela Rodrigues, Porto, Portugal
 - Peritoneal membrane testing and adequate prescription of peritoneal dialysis regimens in clinical practice
Miguel Perez Fontan, La Coruña, Spain
 - Outcomes on PD: lessons from different cohort and registry studies
Speaker to be confirmed
 - Framing information during pre-dialysis education: actively supporting patients' decision-making
Hilary Bekker, Leeds, United Kingdom
- **EuroPD Working Group**
Advanced level clinical CME
 - Management of diabetics on PD
James Heaf, Herlev, Denmark
 - CKD-MBD in PD patients
Mario Cozzolino, Milan, Italy
 - Peritoneal dialysis for treatment of congestive heart failure
Speaker to be confirmed
 - Noncompliance and adherence: can we change it?
Monika Lichodziejewska-Niemierko, Gdańsk, Poland

Scientific Programme

- **ERBP**
 - Asking the right questions: the guideline on the frail and elderly example
Evi Nagler, Ghent, Belgium
 - Considering the right outcomes: on hyponatraemia and calcimimetics
Ionut Nistor, Iasi, Romania
 - Rare disease? Challenging guideline!
Davide Bolignano, Reggio Calabria, Italy
 - Get the guideline to work: the diabetes guideline example
Sabine Van Der Veer, Manchester, United Kingdom
 - How systematic is systematic: the vascular access guideline
Speaker to be confirmed
 - Did you read the guideline?
Wim Van Biesen, Ghent, Belgium
 - **Cross-talk in Renal Epidemiology**
First part
 - Selection bias in renal research
Carmine Zoccali, Reggio Calabria, Italy
 - Missing data
Speaker to be confirmed
 - Linkage to achieve big data
*Speaker to be confirmed**Second part*
 - IV analysis
Friedo W. Dekker, Leiden, The Netherlands
 - Using propensity scores to adjust for confounding in medical research
Stijn Vansteelandt, Ghent, Belgium
 - **Rheumatology for nephrologists**
 - Diagnostic approach to the CKD patient with joint pain
Hans-Joachim Anders, Munich, Germany
 - Diagnosis and treatment of gout in CKD patients
Speaker to be confirmed
 - What do nephrologists need to know about the auto-inflammatory disorders?
Helen Lachmann, London, United Kingdom
 - Takayasu arteritis and the kidney
Justin Mason, London, United Kingdom
 - Why drug monitoring in lupus nephritis
Nathalie Costedoat-Chalumeau, Paris, France
 - The dilemma: disease activity in lupus nephritis
Philipp Enghard, Berlin, Germany
 - **Perspectives on renal stone disease: a 360° appraisal. A series of case-based presentations on renal stone disease**
 - Genetics of calcium balance and hypercalciuria
Rajesh V. Thakker, Oxford, United Kingdom
 - Nephrology and Urology
Shabbir Moochhala, London, United Kingdom
 - Clinical Chemistry and renal stone disease
Gill Rumsby, London, United Kingdom and **Marta Lapsley**, London, United Kingdom
 - Urology and Nephrology
Pietro Manuel Ferraro, Rome, Italy
 - **Exercise as Medicine in CKD**
 - The new polypill - Exercise training in patients with CKD
Naomi Clyne, Lund, Sweden
 - Effects of exercise training on functional status and quality of life in CKD
Evangelia Kouidi, Thessaloniki, Greece
 - Wasting, nutrition and exercise training in CKD
Adamasco Cupisti, Pisa, Italy
 - Evaluation of functional status before and during exercise training
Pelagia Koufaki, Edinburgh, United Kingdom
 - Prescription of exercise training – practical aspects at different stages of CKD
Rolfdieter Krause, Berlin, Germany
 - **Current questions in clinical practice regarding AKI**
 - Sense and nonsense of classifications of AKI
Wim Van Biesen, Ghent, Belgium
 - Assessment of volume status in patients at ICU
Jeroen Kooman, Maastricht, The Netherlands
 - Anticoagulation in AKI-RRT: where do we stand in 2015?
Speaker to be confirmed
 - Dosing regimens in patients with AKI on RRT
Andrew Lewington, Leeds, United Kingdom
 - **Genetics and kidney disease for the beginners**
 - Epigenetics in kidney disease
Gerjan Navis, Groningen, The Netherlands
 - Micro-RNAs and their importance in kidney disease
Ariela Benigni, Bergamo, Italy
 - Methodology of GWAS and its application to kidney disease
Carsten Boeger, Regensburg, Germany
 - Next generation sequencing for research and diagnostics of kidney disease
Nine V.A.M. Knoers, Utrecht, The Netherlands
 - **The Lancet Workshop**
 - **Imaging in Nephrology**
- SATELLITE MEETINGS**
- **TNT Renal - A Hands-on Renal Nutrition Course for Healthcare Professionals**
In collaboration with the International Society of Renal Nutrition and Metabolism (ISRNM)
London, United Kingdom – May 26-27, 2015
www.renal-nutrition.org
 - **4th Update on Fabry Nephropathy – Biomarkers, Progression and Treatment Opportunities**
Manchester, United Kingdom – June 1-2, 2015

CME COURSES

Participation in the CME Courses on May 28, 2015 will be on a "first come first served" basis. The courses are reserved to regularly registered congress members and are included in the registration fee. In order to participate all regularly registered congress members must go to the session halls and have their badge scanned by the hostesses at the entrance (at participant's own responsibility).

INSURANCE/LIABILITY

The ERA-EDTA is insured only to meet claims arising from incidents caused by the organisers and their equipment. Participants, exhibitors and visitors are strongly recommended to be properly insured against accidents they may suffer when travelling to and from the Congress and during the Congress itself.

LANGUAGE OF THE CONGRESS

The official language of the Congress is English. No simultaneous translation will be provided.

PRESS CENTRE

For accredited journalists only. Full press working facilities and activities including press conferences, press releases and services for press will be available at the ExCeL London Congress Center during the Congress

UEMS CME CREDITS

An application will be made to the European Accreditation Council for Continuing Medical Education (EACCME) for CME accreditation of the 52nd ERA-EDTA Congress and pre-congress CMEs. The EACCME is an institution of the European Union of Medical Specialists (UEMS). Delegates receiving certificates

for ECMEC credits must contact their National Accreditation Authority to have the credits recognized (or converted) in their country of practice.

EACCME credits are recognized by the American Medical Association (AMA) towards the Physician's Recognition Award (PRA). To convert EACCME credit to AMA PRA category 1 credit, you should contact the AMA directly.

How to receive UEMS CME credits

ERA-EDTA will track attendance of congress members during the congress in the ExCeL London Congress Center each day. All regularly registered congress members must go to the session halls and have their badge scanned by the hostesses at the entrance (at participant's own responsibility). Congress members will then be awarded the number of credits towards the hours actually spent participating in the sessions of the congress. ERA-EDTA will send UEMS CME Certificate only upon specific request. Regularly registered congress members can either request to receive it by going personally to the UEMS CME desk (starting May 28, 2015) during the congress, or by requesting it in writing by post or e-mail (cmecredits@era-edta.org) during or immediately after the Congress. The certificate will then be sent after the congress, approximately one month after it is finished.

VENUE

ExCeL London Congress Center

One Western Gateway
(East Entrance - DLR station: Prince Regent)
Royal Victoria Dock - London E16 1XL
E-mail: info@excel-london.co.uk
Website: www.excel-london.co.uk



Onsite Registrations
will start on May 27, 2015
one day before the official opening



Leading European Nephrology

Congress Membership Rules

Important: by submitting your registration form you accept and agree with the registration rules. Please read the preregistration rules below before beginning the online registration procedure.

REGISTRATION FEES AND DEADLINES

	PRE REGISTRATIONS	ONSITE REGISTRATIONS	
	From February 26 to April 29, 2015	From April 30 to May 18, 2015	From May 27, 2015
Status	Late	Last minute	Onsite
ERA-EDTA / UK RENAL ASSOCIATION MEMBER (individual and regular group)	EUR 330.00	EUR 350.00	EUR 350.00
ERA-EDTA NON MEMBER (individual and regular group)	EUR 445.00	EUR 470.00	EUR 470.00
STUDENT/TRAINEE* (only onsite registration)			EUR 250.00
LOCAL STUDENT** (only onsite registration)			EUR 50.00
1-2 DAYS ERA-EDTA / UK RENAL ASSOCIATION MEMBER*** (only onsite registration)			EUR 120.00 (1 day) EUR 240.00 (2 days)
1-2 DAYS NON MEMBER (only onsite registration)			EUR 160.00 (1 day) EUR 320.00 (2 days)

IMPORTANT: Please note that congress members submitting and paying their registration fee as non-members will not be entitled to reimbursement if, at a later stage, they become members.

*In order to be eligible for this fee, students/trainees must be 35 years old or younger, thus the birth year must not be earlier than 1980 furthermore the registration cannot be sponsored by a company/agency/institution etc. You must personally hand over a photocopy of your picture ID (passport, identity card, driving license with birth date), a photocopy of your original student's card and a signed letter from your mentor/university to prove your student/trainee status. ERA-EDTA reserves the right to verify all declarations.

**This exceptionally low congress membership fee is reserved for students living in the country where the congress is held (United Kingdom). In order to be eligible for this fee, local students must be 28 years old or younger, thus the birth year must not be earlier than 1987 furthermore the registration cannot be sponsored by a company/agency/institution etc. In order to register with this special fee you must personally hand over a photocopy of your picture ID (passport, identity card, driving license with birth date), a photocopy of your original student's card and a signed original letter from your mentor/university to prove your student status. ERA-EDTA reserves the right to verify all declarations.

***1 Day registrations cannot be made in advance and are available only onsite, starting May 27, 2015. This type of registration entitles admission to the session and poster and exhibition halls only on the date mentioned on the congress badge as well as to receive the bag, the proper EACCME/UEMS Credits and Certificate of Attendance for that same day. It is also possible to make two one-day registrations if you are able to attend the congress for two days (consecutive or not). These congress membership fees are available only onsite.

****see the paragraph "group registration"

CONGRESS REGISTRATION INCLUDES:

- Admission to Scientific and Poster Session, Welcome Ceremony, Welcome Reception and Industrial Exhibition
 - Coffee breaks
 - CME courses on May 28, 2015
 - Congress bag, final program, access to the abstracts, e-materials, Certificate of attendance, CME credit certificate
- Accompanying guest registration is not available; however, all participants can take part, with their accompanying guests, in the Welcome Ceremony and Welcome Reception on May 28, 2015. All participants must wear their name badge when attending any congress event.

HOW TO REGISTER

- All registrations must be submitted online at www.era-edta2015.org
- Requests to register via e-mail, fax or phone cannot be taken into consideration: all participants and sponsors must register through the online registration procedure.
- No registration is valid without payment and both must be done at the same time.
- All references to a date or a deadline, mentioned in this and other meeting documents, refer to the Central European Time zone (CET).
- In case you are not able to complete your online registration because of a system error, please inform the ERA-EDTA Registration Dept. as soon as possible and provide details of the error message on your computer and/or a screenshot of the page. E-mail: registrations@era-edta.org, fax +39-0521-959242.
- If you are unable to attend the congress you can cancel your registration, within certain limits and conditions (see the Cancellation Policy terms).

- Name changes are not allowed, so you cannot transfer your registration to another person.

ERA-EDTA MEMBERSHIP INFORMATION

New applicants and members with outstanding membership fees, wishing to sign up/pay for ERA-EDTA membership in order to benefit from the reduced congress membership registration fee, must apply for membership, or pay the outstanding fees, no later than 10 working days prior to the respective registration deadlines.

Congress members submitting and paying their registration fee as non-members will not be entitled to reimbursement if, at a later stage, they become members.

GROUP REGISTRATION

If you need to register a group of 3 or more delegates, you must submit payment and names immediately. Check the fee under the "REGISTRATION FEES AND DEADLINES" paragraph.

LAST MINUTE AND ONSITE REGISTRATION

Last minute registrations allows participants, who did not preregister, to register online starting April 30 to May 18, 2015. This will allow them to already pay the onsite fee and then print their badge directly at the ExCeL London Congress Center starting from May 27, 2015 at 11.00 am.

For all information check the online registration link on our website, available after the late deadline of April 29, 2015.

Onsite registrations at ExCeL London will start on **May 27, 2015, at 11.00.**

You will receive your badge immediately and then you will be able to collect your bag, lanyard and badge holder at the Bag distribution counters by having your original badge scanned.

- New applicants and members with outstanding membership fees, wishing to sign up/pay for ERA-EDTA membership in order to benefit from the reduced congress membership registration fee, must apply for membership and/or pay their outstanding fees, no later than 10 working days prior to the first day of registration (May 14, 2015).
- You can pay by credit card (Visa, MasterCard or American Express) or by cash (Euro and British Pounds are the only accepted currencies). Make sure that you have your credit card code or PIN to process and authorize the charge. If your credit card requires security certification for online payments, please be sure to have the relevant password.
- You can make your payment in advance by direct money transfer (using the same account as for the pre-registrations) and have the original debit slip issued by your bank with you. If you pay the late fee by bank transfer after the late deadline, you will be asked to pay the difference between this fee and the onsite fee directly onsite.
- We regret to inform that payments by cheque cannot be accepted.

METHOD OF PAYMENT

- You can pay online by credit card (Visa, MasterCard and American Express) at the same time as you submit your registration or by direct money transfer to the ERA-EDTA bank account mentioned below.

• ERA-EDTA Bank details for transfers:

Beneficiary: European Renal Association - European Dialysis and Transplant Association
 UBS AG, 45, Bahnhofstrasse
 CH-8098 Zurich, Switzerland
 Account number: 236-473.242.60 E
 BIC (SWIFT): UBSWCHZH80A
 IBAN: CH75 0023 6236 4732 4260 E

Payments by bank transfer must be done as soon as you receive your e-confirmation or at the latest within 5 working days. Euro (EUR) is the only accepted currency.

The bank's fees for the money transfer must be paid by the sender. If the amount you send is incorrect and not sufficient to cover your registration fee your registration will not be valid.

Be sure to include, as the reason for payment, your name and congress registration identification number (written in your e-confirmation), otherwise it will not be possible for ERA-EDTA to match your payment with your registration.

If you pay by bank transfer, remember to register online: failure to do this will mean that you will not be included in the pre-registered participants list and will have to register again as a completely new registration.

If you are a sponsor and are registering a group, include, as the reason for payment, the company name and registration identification number of the group.

- Cash payments will be accepted only for onsite registrations. Please check the box "LAST MINUTE AND ONSITE REGISTRATIONS".

RECEIPT AND REQUEST OF PAYMENT

Receipts are not sent automatically. If you need one, remember to tick the appropriate box in the registration form (step 5 "method of payment").

If you need a request of payment in order to make a bank transfer, remember to tick the appropriate box in the online registration form (step 5 "method of payment").

Please note that ERA-EDTA will not issue VAT invoices. In fact this congress is an educational initiative for professionals, directly provided by a Registered Charity (ERA-EDTA) and not subject to VAT.

CANCELLATION POLICY

Before April 29, 2015	After April 29, 2015
75% of the amount paid, net of bank charges.	No refund of the amount paid.

All reimbursements will be done after the congress: the deadline to claim reimbursement is October 31, 2015. If the badge is used, there cannot be any refund. **NO NAME CHANGES ARE POSSIBLE.**

Congress Membership Rules

BADGE AND CONGRESS MATERIAL

• **BADGE Individual:**

- Pre-registrations: Badges can be picked up only after showing the confirmation letter with the barcode, that you received by e-mail before the event, to the "badge print- individual" desk in the Registration Area of the ExCeL London Congress Center starting May 27, 2015 at 11.00 a.m. The reprint of lost or forgotten badges costs EUR 20.
- Last minute registrations: Badges can be picked up only after showing the e-confirmation letter with the barcode, that you received by e-mail after the online registration, to the "badge print- individual" desk in the Registration Area of the ExCeL London Congress Center starting May 27, 2015 at 11.00 a.m. The reprint of lost or forgotten badges costs EUR 20.
- Onsite registrations: after registering at the "new registration - individual" desk in the Registration Area of the ExCeL London Congress Center you will receive your badge immediately. The reprint of lost or forgotten badges costs EUR 20.

• **BADGE Groups:**

Groups may request **to receive the badge before the congress starts.**

You must choose this option during the online registration. Please provide just one address, as the ERA-EDTA will not send the congress materials to multiple addresses.

If you prefer **to print the badges directly at the congress venue** starting from May 27, 2015 at 11.00, please show the confirmation letter to the "badge print- groups" desk at the ExCeL London Congress Center.

A company contact person has to print all the badges and give them to the respective guests. In order to do so he/she must provide his/her mobile phone number.

If the main contact collects all the badges, he/she will be personally responsible for delivering them to the guests.

No free badge reprints are available for those guests who didn't receive the badges from the main group contact.

The reprint of lost or forgotten badges costs EUR 20.

• **CONGRESS MATERIAL**

Starting from May 27, 2015 at 11.00 am congress bags and badge-holders can be picked up at the Bag Distribution Desk located in the Registration Area of the ExCeL London Congress Center by having your original badge scanned.

CERTIFICATE OF ATTENDANCE

All regularly registered delegates can collect their certificate of attendance at the appropriate desk ("Certificate of Attendance") located in the Registration Area starting May 28, 2015 after 15.00 hours. To obtain the certificate of attendance, it is mandatory to go to this desk and to have the original badge scanned; so if you are attending the entire congress, ask for your certificate only on the last day. The certificate of attendance for the whole congress will only be given on May 31, 2015. If you are not able to go to this desk to collect your certificate due to other commitments, you can send a written request to the ERA-EDTA Congress Office after the congress (e-mail: registrations@era-edta.org), it will then be sent to you by e-mail.

DISCLAIMER

ERA-EDTA collects and processes personal information to provide you with the details regarding ERA-EDTA and its activities. This information will be used for accounting and commercial purposes by ERA-EDTA and/or Euromeetings srl in compliance with the Italian Legislative Decree 195/2003 and in accordance with the eight Data Protection Principles contained in the UK's Data Protection Act 1998. Each participant will receive a badge with name and barcode. The bar code contains all information which was filled in the registration form and can be accessed by ERA-EDTA and/or Euromeetings only. By accepting to have the badge scanned at the Industry Symposia and Industrial Exhibition, the participant provides that specific company with the information (name, address and e-mail) already given to ERA-EDTA. Congress members can ask that this information be changed, corrected or cancelled at any time by contacting the ERA-EDTA Headquarters.

IMPORTANT DATES

Regular (individual and group)

late pre-registrations:

from February 26 to April 29, 2015

Last minute registrations:

from April 30 to May 18, 2015

Onsite registrations:

May 27, 2015



1. **I have become a member of ERA-EDTA very recently and I have not yet received my Membership Card and number.**
 If the deadline is approaching you can contact the ERA-EDTA Membership Office (membership@era-edta.org) and explain the problem. Your position will be verified and you will be provided with your number (either a provisional one, or your definitive membership number). Please notice that to take advantage of the congress registration discount, all ERA-EDTA memberships must be submitted, and the membership fees regularly paid for, no later than 10 working days prior to the set dead-lines.
2. **I am a member of ERA-EDTA but when I type my membership number in the form the system says my status is not regular.**
 This can happen in three cases: 1. You have not yet paid this year's membership fee. 2. You have made your payment only one or two days ago. 3. You have not typed your name as it is printed in your ERA-EDTA membership card. In case 1, settle your membership fee and wait for one week before trying again to register for the congress. In case 2, try again to register after a full week has passed from your payment. In case 3, go back to step 2 and insert your name exactly as it is printed in the ERA-EDTA membership card. In doubt, contact the membership office for help (membership@era-edta.org).
3. **I became ERA-EDTA member after I registered: can I ask for a refund?**
 No. Congress members submitting and paying their registration fee as non-members will not be entitled to reimbursement if, at a later stage, they become members.
4. **I have made my online registration before February 25, 2015 and ticked the "Paid by direct money transfer" box, but I have been able to make the payment only after that date. Will I be considered as registered or not?**
 By making your payment after the deadline you have missed the opportunity of the Early Registration rate. Your registration will be held in a "stand-by" until you pay the difference between the Late Registration rate and the Early Registration one. You will receive your confirmation only after settling the full amount.
5. **I have submitted an abstract and my Institute will authorize me to attend the congress only if I have a poster or an oral communication to present. The deadline for early registrations is too early for me to know if my abstract is accepted. Has ERA-EDTA taken into consideration this kind of problem?**
 Yes. The only exception to the deadline for early registrations is precisely the case of people who have an accepted abstract and have not registered before the deadline. You will be able to register after February 25, 2015, but earlier than April 29, 2015, and pay the early registration fee. You will find information about this in the acceptance letter of your abstract.
6. **I have been registered by a company and I would like to receive my badge in advance. Can I obtain it from the ERA-EDTA Congress Office?**
 No. The company that invited you is responsible for giving you the badge.
7. **I have registered for the congress, afterwards a company has offered to sponsor my participation. Can I transfer my original registration to a colleague?**
 No. Each registration is strictly personal. You will have your original registration refunded by ERA-EDTA, but your colleague will have to make a new registration.
8. **I am registering a group of doctors on behalf of a sponsor. I am asked to provide addresses for each of them, but I don't have this information. What can I do?**
 Address details of company/agency will not be accepted and the registration of your guests will not be accepted with the company details. If you do not have these details during registration procedure, you can supply them even at a later stage however this must be done no later than the April 29, 2015. The following details are absolutely necessary for each doctor: hospital, city, country and e-mail.
9. **I registered for the congress well in advance, but now I have found I cannot attend. Can I transfer my registration to a colleague?**
 No. Each registration is strictly personal and cannot, at any time, be transferred to another person. You can receive your money back (minus 25% for handling charges) if you cancel your registration before April 29, 2015. After this date no refund is however possible.
10. **I must cancel my registrations. Can I do it by phone?**
 No. Cancellations must be sent in writing by April 29, 2015 (post, e-mail or fax). Please provide all the details that can help the ERA-EDTA Congress Office to identify you correctly, e.g. give your first name in full and not just the initials, mention the type of registration you had, quote your registration number if you had already received your confirmation.
11. **I have cancelled my registration well before April 29, 2015 but I have not yet received the refund I was promised.**
 All refunds are done only after the congress.

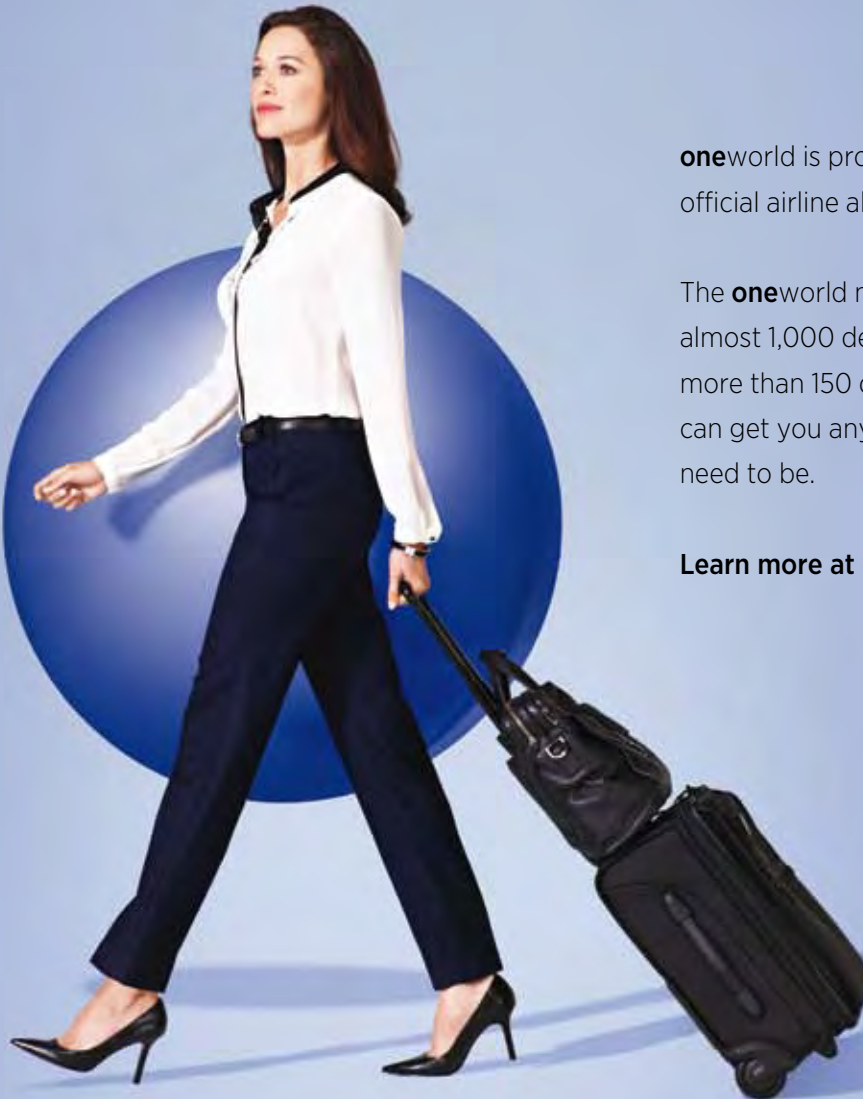
about Registrations

12. **I have missed the Late Registration deadline. Can I send a payment for the onsite registration fee and pre-register anyway?**
After the late deadline April 29, 2015 and approximately a week before the congress starts, it will be possible to register by means of the last minute registration procedure: check the full information, fees and deadlines in the onsite chapter of the Congress registration rules or the online registration form.
13. **I will be able to attend this congress just for one day. Can I pre-register for that specific date?**
You can register for one day, but you can do it only onsite, pre-registration for this specific one day registration is not possible
14. **Can I send a cheque to pay my registration fee?**
No. Due to substantial changes in the banking system over the last few years, the time and costs for processing cheques have increased dramatically, so ERA-EDTA cannot accept this type of payment any more.
15. **I see that on the first day of the congress the registration counters will close at 19.00, but I expect to arrive not earlier than 19.30. Can I inform the Congress Office in advance and ask to make an exception for me? I don't want to miss the Welcome Ceremony.**
You will have to register the next day. However you will be admitted to the Welcome Ceremony and to the Welcome Cocktail even without the badge. Badge controls will be done only for the scientific sessions.
16. **What methods of payment do you accept?**
We accept credit cards (Visa, Mastercard and American Express) and bank transfer. Payments must be made in Euro only. Cash payments are accepted only onsite (Euro and British Pounds).
17. **Do you accept other currencies?**
We accept Euro only, however when a congress is held in a Country that does not use them, we accept local currency for onsite registration and cash only.
18. **Do you offer any discounted fees?**
Yes, we offer a discounted fee to all ERA-EDTA members and UKRA members who have regularly settled their membership fee. We also offer a discounted fee for students and trainees, however these latter fees are available only onsite.
19. **How can I prove my student/trainee status in order to register onsite?**
You need to ask your hospital /university a letter from your mentor on official letterhead, which confirms your status of student/trainee. All letters must be in English and must be given to the hostess at the onsite registration counters together with the other requested documents needed to pay this fee.
20. **Can I cancel my pre-registration and receive a reimbursement?**
Yes, within the set conditions and deadline (April 29, 2015). We must receive your cancellation by e-mail and the registration fee will be refunded deducted of 25%. Bank charges will also be deducted.
21. **When I finished my online registration I received an e-mail: is this my confirmation?**
No. The e-mail is automatically sent when you finish your online registration. The confirmation letter with id registration number and bar code will be sent when your registration is processed.
22. **Does the registration include lunch/dinner/transportation tickets?**
No, it does not include any of the above.
23. **Has a shuttle bus been organised between the hotels and the congress centre?**
No, a shuttle bus has not been organised.
24. **I wish to register a group of guests: can I send a list by e-mail?**
No. We accept only online registrations. In order to register your guests, you must download the excel spreadsheet at step 1 of the online registration procedure, fill it in and upload it in the system as soon as it is ready.
25. **I have registered a group of guests and now I must add more: how can I do this?**
You can send your request to the ERA-EDTA Congress Office with your new list attached using the same excel format. We shall then give you all instructions on how to proceed with the new registration and payment.
26. **I do not have the details of all of my guests: can I pay now and send the details at a later stage?**
No, unless you book a blank list registration by the set deadline. Check all information, fee and deadlines in the "Group registrations (blank list)" section.
If you do not book a blank list, then both registration AND payment must be received at the same time: check full set of rules for more information regarding this matter.
27. **Can I register onsite directly in London?**
Yes. It is possible to register each day of the congress, including May 27, 2015. For all information, check the onsite rule policy.

*These FAQs do not answer your questions?
Contact us: registrations@era-edta.org*



be global. **be one.**



oneworld is proud to be your official airline alliance.

The **oneworld** network covers almost 1,000 destinations in more than 150 countries, so we can get you anywhere you need to be.

Learn more at oneworld.com

an alliance of the world's leading airlines working as one.

airberlin American Airlines British Airways Cathay Pacific Finnair Iberia Japan Airlines LAN
TAM Malaysia Airlines Qantas Qatar Airways Royal Jordanian S7 Airlines SriLankan Airlines



oneworld benefits are available only to passengers on scheduled flights that are both marketed and operated by a **oneworld** member airline (marketed means that there must be a **oneworld** member airline's flight number on your ticket). For information on **oneworld**, visit www.oneworld.com. airberlin, American Airlines, British Airways, Cathay Pacific, Finnair, Iberia, Japan Airlines, LAN, Malaysia Airlines, Qantas, Qatar Airways, Royal Jordanian, S7 Airlines, SriLankan Airlines, TAM Airlines and **oneworld** are trademarks of their respective companies. TAM Airlines (Paraguay) is currently not a part of **oneworld**.

Welcome to London

Some 2,000 years of dazzling living history, royal palaces, parks, and world-class galleries sit comfortably alongside cutting-edge industry clusters, sky-high hotels and Michelin-starred restaurants.

No other city on the planet matches London for energy, diversity, creativity and constant reinvention. A city that offers 8,000 restaurants, 173 museums and over 850 galleries, as well as a great range of accommodation, free attractions and an efficient transport network.

Travel to London

By air

London is one of the most accessible cities in Europe, with 5 international airports offering direct flights to 348 destinations. London Heathrow is the largest, whilst London City airport puts you on the doorstep of east London and ExCeL conference centre. London Gatwick is located to the south of the city, and London Luton and Stansted offer flights by many low-cost carriers.

By train

Express trains link Heathrow and Gatwick airports to London city centre in less than 30 minutes, with four trains running every hour. Eurostar operates 22 trains a day from Paris, bringing visitors into central London in just over two hours, while 11 trains a day link the city to Brussels in less than two hours.



Travel in London

Public Transport

London has one of the largest urban transport networks in the world. The quickest way to get around is on the underground system known as the Tube. With 11 colour-coded lines and 270 stations, it reaches every corner of the city, whilst the Docklands Light Railway (DLR) is the quickest way to reach ExCeL and venues in east London.

Oyster smartcards, travel cards and tickets can be purchased at stations or online and are accepted on the tube network, DLR trains and buses. The tube runs until midnight on weekdays and, from 2015, all night on weekends.

Taxis

More than 20,000 licenses black cabs can be hailed on the street, for metered fares, or pre-booked at fixed rates.

Thames Clippers

Thames Clipper catamarans leave every 20 minutes from piers on the doorstep of the London Eye, Tower Bridge, Greenwich and the O2 arena.

London



Cable Car

The Emirates Air Line is London's first cable car and offers a five-minute 'flight' over the Thames, rising to a height of 90m. It links ExCeL conference centre to one of the world's most popular entertainment venues, the O2, by offering spectacular views over London.

For information on travel in London see visitlondon.com/travel and tfl.gov.uk

Currency

The UK's currency is the pound sterling (£ / GBP). Credit cards are widely accepted.

Climate

Spring, summer and autumn are the best times to visit London. Though it does not rain every day, it is advisable to bring an umbrella, along with comfortable shoes for walking.

Language

The mother tongue is English, but over 230 languages are spoken in London.

Electricity

The United Kingdom, like most other European countries, uses 230- Volt/50 Hz AC current. Plugs have three rectangular prongs that form a triangle. Plan to bring an adapter plug and even a transformer for your personal appliances. Many hotels have international sockets to accommodate other plugs.

Visas

Citizens from countries outside the EU/EEA may require a visa. Contact your nearest British Consulate for more information or visit ukba.homeoffice.gov.uk.

Tourist Information

For the latest information of what's going on in London, tips on shopping, dining, theatre and more, visit the official visitor guide for London visitlondon.com.

VISA / INVITATION LETTER ENTRY REQUIREMENTS / VISAS

Upon request, the Organization Secretariat will be pleased to send a personal invitation to all participants, to facilitate visa requests and other formalities. This letter should NOT be considered as an offer of any kind of financial support on behalf of the organizers.

An official invitation letter can be requested by writing to the President of the Congress Prof. David Goldsmith (e-mail: visa@era-edta.org) at least three months in advance.

This letter however does NOT involve any commitments by the Congress Organizers to cover fees, accommodation, travel expenses or other costs connected to the participation in the Congress. ERA-EDTA will not be held responsible for visa that are not granted.

International registrants who require a letter of invitation, will first need to complete the online registration for the 52nd ERA-EDTA Congress.

Letters of invitation for spouse/guest registrants will only be provided if the accompanying individual has completed his or her congress registration.

Citizens of the EU as well as from Australia, Canada, New Zealand, South Africa and the USA do not need a visa to enter the United Kingdom.

However, visa regulations are subject to change, it is therefore recommended to check at www.ukba.homeoffice.gov.uk/visas-immigration or with your local British embassy before leaving home. As the application process for visas may be time consuming, it is recommended to apply as early as possible for a visa.

CONDITIONS OF VISA

You can apply for a General Visitor visa if:

- you want to visit the UK for leisure, e.g. as a tourist on holiday
- you are from outside the European Economic Area (EEA) or Switzerland
- you are visiting friends or family who aren't permanent residents in the UK
- 18 or over
- travelling to the UK for leisure (not work or study)
- able to support yourself for the duration of your trip
- not in transit to another country, except for Ireland, the Isle of Man or the Channel Islands
- able to pay for your return or onward journey



APPLICATION

You can apply for a visa up to 3 months before your date of travel to the UK.

You should get a decision on your visa within 3 weeks.

Check the guide processing times to find out how long getting a visa might take in the country you are applying from.

The visa application has to be presented to the Embassy of the country of main destination (determined by the purpose of the journey and the length of stay). If your main destination cannot be ascertained, the Schengen state through which you first enter the territory of these countries is responsible for granting the visa.

Different documents are required depending on the purpose of your journey. Additional documents or information may be required.

WHAT DOCUMENTS WILL BE REQUIRED?

When you apply you will need to provide:

- a current passport or other valid travel identification
- 2 passport size colour photographs
- evidence that you can support yourself during your trip, eg bank statements or payslips for the last 6 months
- details of where you intend to stay and your travel plans - you shouldn't pay for accommodation or travel until you get your visa

WHO REQUIRES A VISA?

The Nationals or citizens of the following countries or territorial entities need a visa for the United Kingdom:

Afghanistan, Albania, Algeria, Angola, Armenia, Azerbaijan, Bahrain, Bangladesh, Belarus, Benin, Bhutan, Bolivia, Bosnia Herzegovina, Burkina Faso, Burma, Burundi, Cambodia, Cameroon, Cape Verde, Central African Republic, Chad, People's Republic of China, Colombia, Comoros, Cuba, Cyprus (northern part), Democratic Republic of the Congo, Djibouti, Dominican Republic, Ecuador, Egypt, Equatorial Guinea, Eritrea, Ethiopia, Fiji, Gabon, Gambia, Georgia, Ghana, Guinea, Guinea Bissau, Guyana, Haiti, India, Indonesia, Iran, Iraq, Ivory Coast, Jamaica, Jordan, Kazakhstan, Kenya, Korea (North), Kosovo*, Kuwait, Kyrgyzstan, Laos, Lebanon, Lesotho, Liberia, Libya, Macau (travel permit only), Macedonia, Madagascar, Malawi, Mali, Mauritania, Moldova, Mongolia, Montenegro, Morocco, Mozambique, Nepal, Niger, Nigeria, Occupied Palestinian Territories, Oman, Pakistan, Peru, Philippines, Qatar, Russia, Rwanda, Sao Tome e Principe, Saudi Arabia, Senegal, Serbia, Sierra Leone, Somalia, South Africa, Sri Lanka, Sudan, Surinam, Swaziland, Syria, Taiwan, Tajikistan, Tanzania, Thailand, Togo, Tunisia, Turkey, Turkmenistan, Uganda, Ukraine, United Arab Emirates, Uzbekistan, Vatican City (Holy See Service & Emergency passport holders only), Venezuela, Vietnam, Yemen, Zambia, Zimbabwe.

* This designation is without prejudice to positions on status, and is in line with UNSCR 1244/99 and the ICJ Opinion on the Kosovo declaration of independence.

Hotel Accommodation

HOTEL ACCOMMODATION

Congrex Travel has been appointed as the official housing agency for the 52nd ERA-EDTA Congress 2015 and is holding a major room block for delegates, exhibitors and speakers. Due to their extensive experience in handling hotel accommodation for large congresses in London, Congrex Travel offers multilingual consulting and personal support to help choose the right hotel.

CONGREG TRAVEL LTD.

Peter Merian-Strasse 80

CH - 4002 Basel

Phone: +41 61 690 94 10

Fax: +41 61 690 94 14

E-mail: era-edta.hotel@congrex-switzerland.com

www.congrex-switzerland.com

SELECTION OF HOTELS

In close consultation with the organization of the 52nd ERA-EDTA Congress, Congrex Travel Ltd. made a wide selection of hotels in London for you. The hotels are divided into various categories and are situated around the congress centre or within the city of London. All rates are indicated in EUR and include breakfast, service and taxes. All rates are net rates and are subject to change in case of VAT changes. Kindly note that the contingents are being offered to various companies simultaneously and are sold on a first come - first serve basis. Early reservation is highly recommended. On the congress website www.era-edta2015.org full details on how to make hotel reservations are available.

On this page you can read a comprehensive description of each hotel, including photos, hotel features and a map of London.

INDIVIDUAL RESERVATIONS

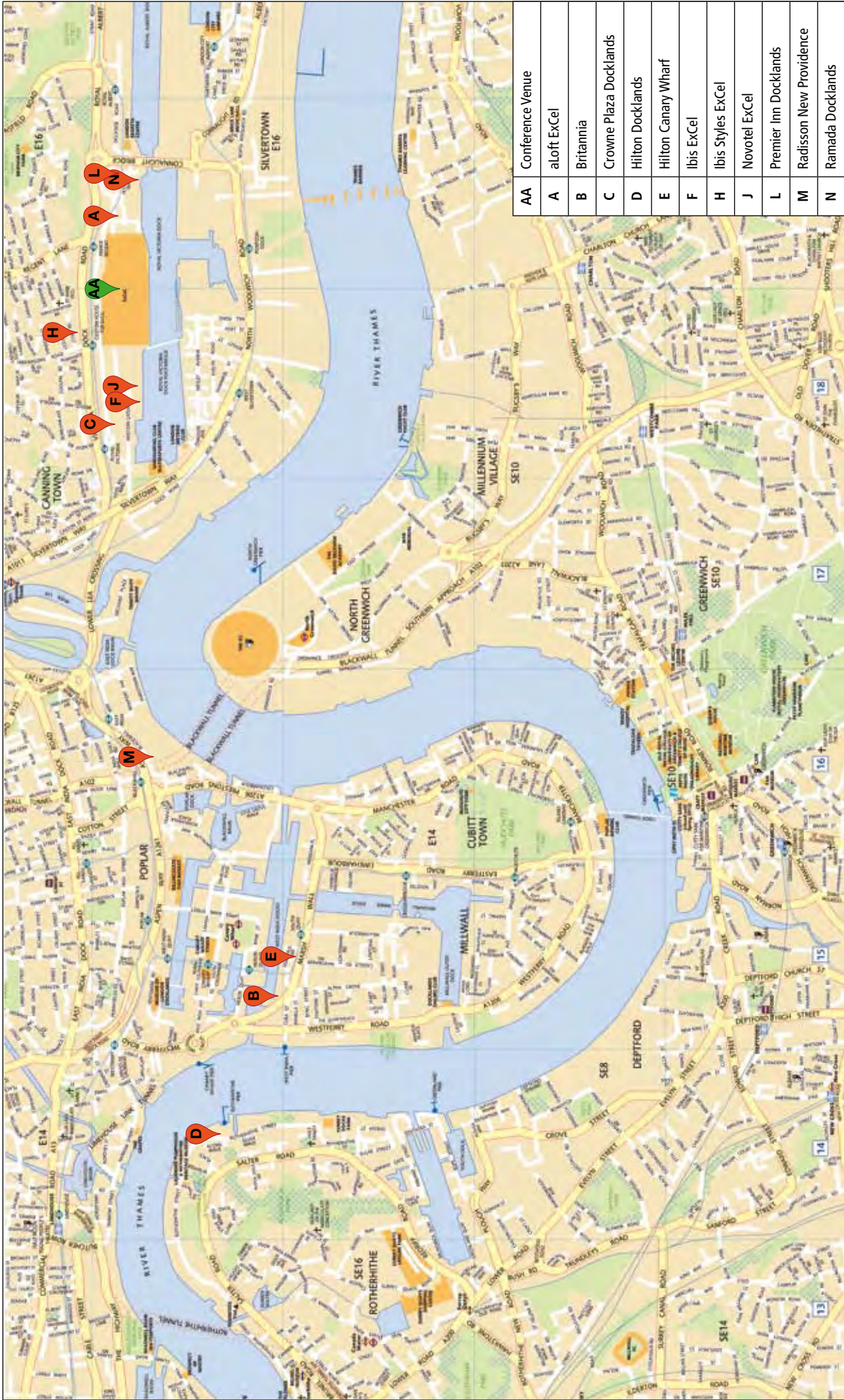
Participants can book their hotel rooms online. After a successful booking, each participant will receive a written confirmation / invoice. Full prepayment by credit card is mandatory. After March 19, 2015 hotel accommodation is subject to availability. After this deadline, a handling fee of EUR 30.00 will be charged.

Changes or cancellations have to be made in writing to Congrex Travel. The hotels will not accept direct changes. Any change of reservation will be subject to a handling fee of EUR 30.00. If your hotel reservation is cancelled until March 19, 2015 the amount paid will be refunded less EUR 60.00 handling fee per room. If your reservation is cancelled after March 19, 2015 or if you arrive later or leave earlier than indicated on your reservation form, the total accommodation amount will be charged and no refunds can be made unless the room can be resold (either by Congrex Travel or the hotel).

GROUP RESERVATIONS

Group reservations can only be made by special request. Please send your exact request by e-mail: number of rooms, arrival and departure dates, room type (single or double), preferred hotel and / or location and maximum room rate to era-edta.hotel@congrex-switzerland.com. The latest offer with the available hotels will be sent to you within 2 working days following the receipt of your request.

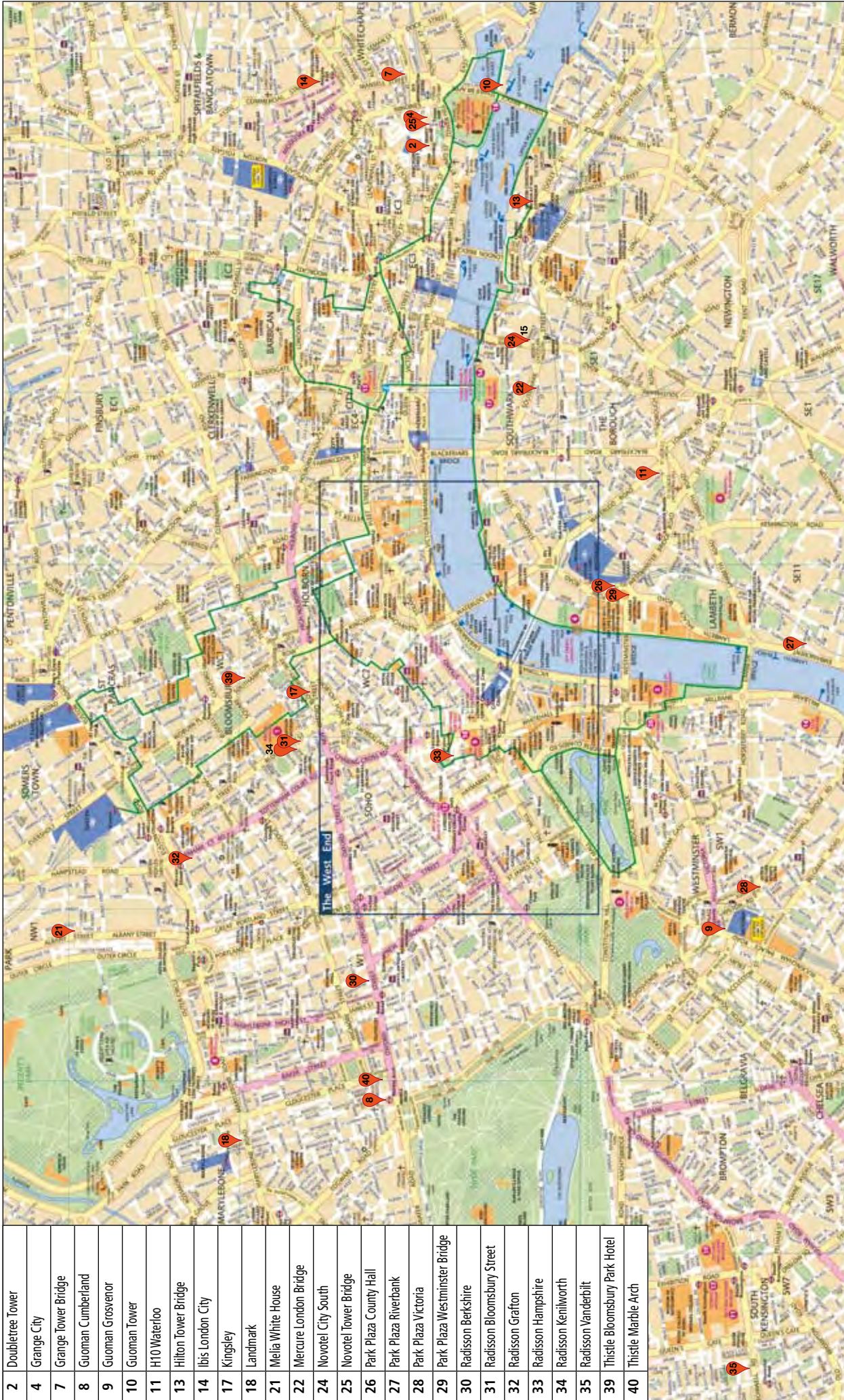




AA	Conference Venue
A	aloft ExCel
B	Britannia
C	Crowne Plaza Docklands
D	Hilton Docklands
E	Hilton Canary Wharf
F	Ibis ExCel
H	Ibis Styles ExCel
J	Novotel ExCel
L	Premier Inn Docklands
M	Radisson New Providence
N	Ramada Docklands



Hotel Map London ExCeL Area



2	Doubletree Tower
4	Grange City
7	Grange Tower Bridge
8	Guoman Cumberland
9	Guoman Grosvenor
10	Guoman Tower
11	H10 Waterloo
13	Hilton Tower Bridge
14	Ibis London City
17	Kingsley
18	Landmark
21	Melia White House
22	Mercure London Bridge
24	Novotel City South
25	Novotel Tower Bridge
26	Park Plaza County Hall
27	Park Plaza Riverbank
28	Park Plaza Victoria
29	Park Plaza Westminster Bridge
30	Radisson Berkshire
31	Radisson Bloomsbury Street
32	Radisson Grafton
33	Radisson Hampshire
34	Radisson Kenilworth
35	Radisson Vanderbilt
39	Thisle Bloomsbury Park Hotel
40	Thisle Marble Arch



Hotel Map London City Area

Hotel name	number / letter on Map	room rate* single use	estimated travel time with public transport to the ExCel Exhibition Center
------------	------------------------	-----------------------	--

5 *** HOTELS**

Grange City	4	€ 330	25 minutes (DLR)
Grange Tower Bridge	7	€ 330	30 minutes (DLR)
Landmark	18	€ 325	45 minutes (Jubilee & DLR)
Radisson Hampshire	33	€ 370	40 minutes (Northern, Jubilee & DLR)

4 ** HOTELS**

aLoft ExCel	A	€ 255	connected to the congress center
Britannia	B	€ 285	15 minutes (DLR)
Crowne Plaza Docklands	C	€ 280	10 minutes walking distance
Doubletree Tower	2	€ 330	25 minutes (DRL)
Guoman Cumberland	8	€ 330	40 - 45 minutes (Central & DLR)
Guoman Grosvenor	9	€ 380	35 minutes (District/Circle & DLR)
Guoman Tower	10	€ 360	30 minutes (DLR)
H10 Waterloo	11	€ 260	30 - 35 minutes (Jubilee & DLR)
Hilton Canary Wharf	E	€ 415	25 minutes (DLR)
Hilton Docklands	D	€ 275	35 minutes (Jubilee & DLR)
Hilton Tower Bridge	13	€ 470	30 minutes (Jubilee & DLR)
Kingsley	17	€ 365	30 minutes (Central & DLR)
Melia White House	21	€ 255	45 minutes (Bakerloo & Jubilee & DLR)
Mercure London Bridge	22	€ 345	35 minutes (Jubilee & DLR)
Novotel City South	24	€ 325	35 minutes (Jubilee & DLR)
Novotel ExCel	J	€ 310	10 minutes walking distance
Novotel Tower Bridge	25	€ 325	30 minutes (DLR)
Park Plaza County Hall	26	€ 305	35 - 40 minutes (Jubilee & DLR)
Park Plaza Riverbank	27	€ 290	45 minutes (Victoria & Jubilee & DLR)
Park Plaza Victoria	28	€ 305	40 minutes (Victoria & Jubilee & DLR)
Park Plaza Westminster Bridge	29	€ 305	35 - 40 minutes (Jubilee & DLR)
Radisson Berkshire	30	€ 343	40 - 45 minutes (Central & Jubilee & DLR)
Radisson Bloomsbury Street	31	€ 368	40 minutes (Northern & Jubilee & DLR)
Radisson Grafton	32	€ 330	40 minutes (Northern & Jubilee & DLR)
Radisson Kenilworth	34	€ 330	40 minutes (Northern & Jubilee & DLR)
Radisson New Providence	M	€ 318	15 - 20 minutes (DLR)
Radisson Vanderbilt	35	€ 255	40 minutes (Circle line & Jubilee & DLR)
Ramada Docklands	N	€ 265	5 minutes walking distance
Thistle Marble Arch	40	€ 330	40 -45 minutes (Central & DLR)

3 * HOTELS**

Ibis ExCel	F	€ 250	10 minutes walking distance
Ibis Styles ExCel	H	€ 210	10 minutes walking distance
Premier Inn Docklands	L	€ 225	5 minutes walking distance
Thistle Bloomsbury Park Hotel	39	€ 315	45 minutes (Piccadilly & Jubilee & DLR)

2 ** HOTELS

Ibis London City	14	€ 273	30 minutes (DLR)
------------------	----	-------	------------------

*All quoted rates are indicated in EUR and include breakfast, service and taxes.

All rates are net rates and are subject to change in case of VAT changes.

Note: this list does not reflect current availability. Up to date information can be found on the official website.





Leading European Nephrology



REGISTRATIONS

Late: April 29, 2015

Last minute: April 30 to May 18, 2015

Blank - Name list: May 6, 2015

Onsite: from May 27, 2015





Next ERA-EDTA Congresses

Leading European Nephrology





1) Actively be part of the largest and most important Nephrological Society in Europe.

2) Receive its journals NDT (Nephrology Dialysis Transplantation) and CKJ (Clinical

Kidney Journal), the most important nephrological journals in Europe.

3) Participate in its annual congresses, major events attended by nephrologists from all over the world. More than 8,100 delegates participated in the last ERA-EDTA Congress (Amsterdam, The Netherlands - May 31-June 3, 2014). ERA-EDTA members can take advantage of extremely low early pre-registration fees.

4) ERA-EDTA has a diverse and expanding programme of CME Courses throughout Europe. In 2014, 34 events have been organised in many different countries. ERA-EDTA members receive free access to a selection of these courses directly online.

5) ERA-EDTA started its Fellowship Programme in 2006. Up to now, 158 fellowships have been granted.

6) The ERA-EDTA Research Programme is an initiative launched in 2009, 3 calls took place till now. Should you wish to


know which projects have been granted from 2009, please visit the Research Programme section of our website www.era-edta.org.

7) The ERA-EDTA Registry (www.era-edta-reg.org) collects, analyses, distributes, reports data on renal replacement therapy in Europe, at congresses, on journals and on a dedicated website. It also teaches CMEs and trains fellows.

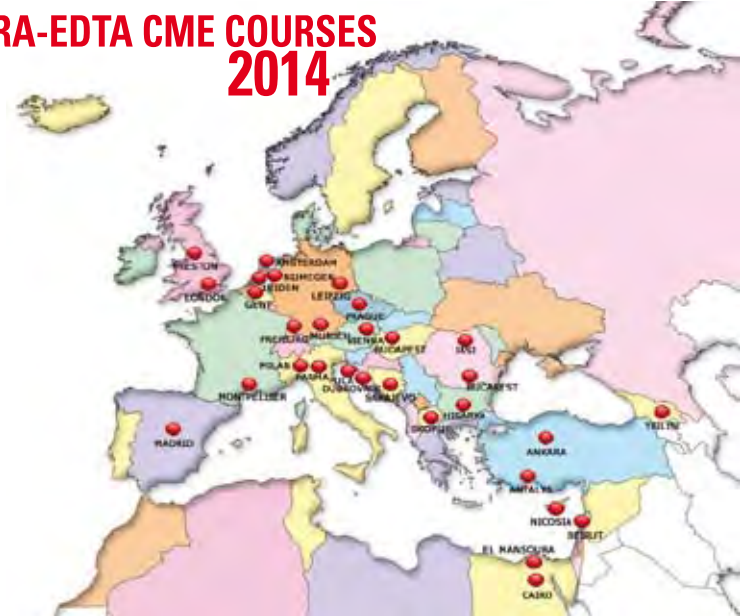
8) ERBP (European Renal Best Practice - www.european-renal-best-practice.org): defines the future of European nephrology guidance.

9) Close collaboration between ERA-EDTA and "The Lancet" and "The Lancet Diabetes & Endocrinology". An issue of both journals was devoted to kidney diseases and was published in conjunction with the ERA-EDTA Congress in Amsterdam. Two sessions at the 2014 congress have been organised jointly.

The collaboration has been confirmed for 2015 with a special renal issue scheduled for May 2015 and two symposia at the ERA-EDTA Congress in London).



ERA-EDTA CME COURSES 2014





10) The ERA-EDTA initiatives for young nephrologists include a number of grants of various kinds: Travel Grants to present free communications or posters at the annual congress, Travel Grants to attend CME Courses, further grants assigned through the National Societies of Nephrology based in European countries.

11) All ERA-EDTA members who are younger than 40 years of age can become part of the Young Nephrology Platform (YNP). This new initiative will allow young members to actively participate in the scientific life of the Society.



12) ERA-EDTA has created an educational online journal – NDT-Educational – which is one of the most successful in the nephrological world, with over 100,000 downloads per month. Literature Review is another feature that NDT-Educational offers to its registered users. Experts select and comment the most interesting recent articles related to the various nephrology fields.

13) ERA-EDTA cooperates with other major Societies of Nephrology and other medical specialties: special ERA-EDTA sessions are organized at the ASN, ISN, ESPN, ESC, etc.

14) ERA-EDTA has created specific Working Groups to encourage research, communication of knowledge, teaching and to participate in education programmes.

15) ERA-EDTA gives more than 1,300 free online subscriptions to NDT and CKJ to developing countries all over the world through the HINARI programme; furthermore members living in developing countries all over the world pay an extremely low annual membership fee.



VISIT OUR WEBSITE AND KEEP UPDATED WITH ALL OUR NEW EXCITING INITIATIVES
www.era-edta.org





Join the Renal Association!

The UK Renal Association (RA) is delighted to welcome you to London to the 2015 ERA-EDTA congress held as a joint meeting with the RA. We have been delighted to work with the ERA-EDTA Scientific Committee to put together a meeting that will showcase both UK and pan-European strengths in renal sciences and clinical research. We have a range of excellent invited lectures and it is a great pleasure to see the UK strongly represented in these.

We have chosen to badge certain sessions with RA leadership to focus on certain areas of work in the UK; these include sessions on Acute Kidney Injury, Rare Renal Diseases, Haemolytic Uraemic Syndrome and T-cell targeted therapies in glomerulonephritis. Taken as a whole the programme has material for every interest and is a great vehicle for your continued education.

London will be at its most welcoming in late May and we wish you a great visit both for the science and the culture!

Bruce Hendry
RA President

Alison Brown
RA Hon Secretary

Join the Renal Association!



The Renal Association has always provided strong leadership in informing clinical care and research. However, this requires everyone to contribute and the first step is for you to join the team!



By joining the Renal Association you will:

- Join a renal community of more than 1000 doctors, scientists and multidisciplinary team members throughout the UK
- Have evidence of involvement to support appraisal and revalidation
- Be able to add your voice to RA involvement in all aspects of local and national policy relating to clinical practice in nephrology
- Be able to contribute to all aspects of local and national policy and activity relevant to training, education and research in renal-related medicine and renal science
- Contribute to innovations in staffing models and the new hospital project
- Receive monthly e-news bulletins highlighting key issues and future events
- Receive safety updates relating to kidney patient care
- Obtain discounted fees at the annual RA conference, which showcases the best of UK nephrology research and clinical practice
- Benefit from the RA mentoring scheme for newly appointed consultants
- Be able to join an email network of less than full time (LTFT) workers, to share good practice and ask for advice
- Benefit from one year of free membership if you are a trainee or student
- Contribute to service development and quality improvement projects
- Support the UK Renal Registry as an exemplar of comparative audit and quality improvement
- Access a developing repository of patient information and safety alerts
- Contribute to Clinical Guidelines which are NICE badged
- Register yourself on our Research Database, and access the expertise of other members
- Help lead the development of Renal Service delivery and research
- Contribute and respond to NICE Guidance in the areas of CKD, dialysis and transplantation

The British Association for Paediatric Nephrology (BAPN) was formed in 1972 and was originally a stand alone organisation. In the last decade it was felt that the BAPN would be able to develop paediatric nephrology and represent better the interests of children with renal disease with the support of the much larger organisation the UK Renal Association. The BAPN therefore became a division of the Renal Association in 2010. BAPN members enjoy all the privileges of Renal Association membership. As a smaller community within the Renal Association, all members can feel a part of the association and there are always opportunities to play an active role.



Leading European Nephrology



Leading European Nephrology

WORKING GROUPS



**What can you do
for ERA-EDTA?**

**Become a member
and start to network now!**

www.era-edta.org



NDT-EDUCATIONAL

YOUR UPDATED AND RENOVATED TOOL
FOR KNOWLEDGE

www.ndt-educational.org
www.ndtedu-literaturereview.org



NDT-Educational is the electronic educational journal of ERA-EDTA. The “look” of NDT-Educational has been recently renovated to make it more attractive and user-friendly.

The Editorial Board has been renewed and is happy to welcome several young members, that will help NDT-Educational to move ahead within the current electronic world.

The newsletter, and the related website of NDT-Educational, presents the best lectures given at the annual Congress of ERA-EDTA as well as a selection of free full papers from NDT (Nephrology Dialysis Transplantation), CKJ (Clinical Kidney Journal) and other first class medical journals such as KI (Kidney International), JCI (Journal of Clinical Investigation) and JN (Journal of Nephrology).

Both CME lectures and full papers are open to all registered users (registration is free). Case studies and surveys regarding various aspects of Nephrology are also regularly published.

Two blog sections devoted to nutrition have also recently been added on the website, they are devoted to Nutrition and IgA Nephropathy. More blogs will be opened soon.

A new special Blog has also recently been opened: the “NDT&CKJ Blog”. Some articles selected from NDT and CKJ are discussed by the authors, the Editorial Board and anyone wishing to comment using the user friendly blogging communication system.

“Literature Review” is another feature that NDT-Educational offers to its registered users. Experts select and comment the most interesting recent articles related to the various nephrology fields.

In recent years, NDT-Educational has received > 36,000 visits per month (> 100,000 web pages downloaded) and the journal is regularly sent to more than 12,000 registered colleagues every two weeks. NDT-Educational is especially appreciated in countries where free access to medical literature is limited.

The success of this endeavour is due to the generous, continuous contribution of our Editorial Board Members, all top European nephrologists/investigators, who devote part of their time, despite their many other commitments, to make NDT-Educational a success.

Register for free at **www.ndt-educational.org**






and you will receive the NDT-Educational e-journal every two weeks, and get access to CME

Slide Presentations from top experts in nephrology.

Oxford University Press Book Club

Exclusive
25%
discount for
ERA-EDTA
members

visit <http://www.oup.com/uk/sale/eraedta>





Leading European Nephrology

Photo courtesy of David Goldsmith



Leading
European
Nephrology

www.era-edta.org

**Are you interested in becoming
a member of ERA-EDTA?**

Go to our website,
click on "**Membership**" and
then on "**Become a Member**".



Become a Member

**Are you a member and you wish to renew
your membership fee?**

Go to our website,
click on "**Membership**"
and then on "**Renewal**"



Renewal

**Are you a member and you wish to change
your postal or e-mail address?**

Go to our website and enter the
"**Members' Restricted Area**"
with your personal username/password:
here you will find the online form
to up-date your credentials



Members' Restricted Area



Leading European Nephrology

ERA-EDTA

European Renal Association

European Dialysis and Transplant Association

Operative Headquarters

Via Spolverini 2

I-43126 Parma - Italy

Phone: +39-0521-989078

Fax: +39-0521-959242

E-mail: secretariat@era-edta.org

www.era-edta.org

www.era-edta2015.org